

# PLOS8717CAM

PORTAVALIGIE LATERALE SPECIFICO - SPECIFIC TUBULAR SIDE-CASE HOLDER - PORTE-VALISES LATÉRAUX SPÉCIFIQUE  
SPEZIFISCHES STAHLROHR-SEITENTRAEGER - PORTA MALETAS LATERALES ESPECÍFICO - SUPORTE DE MALAS ESPECÍFICO

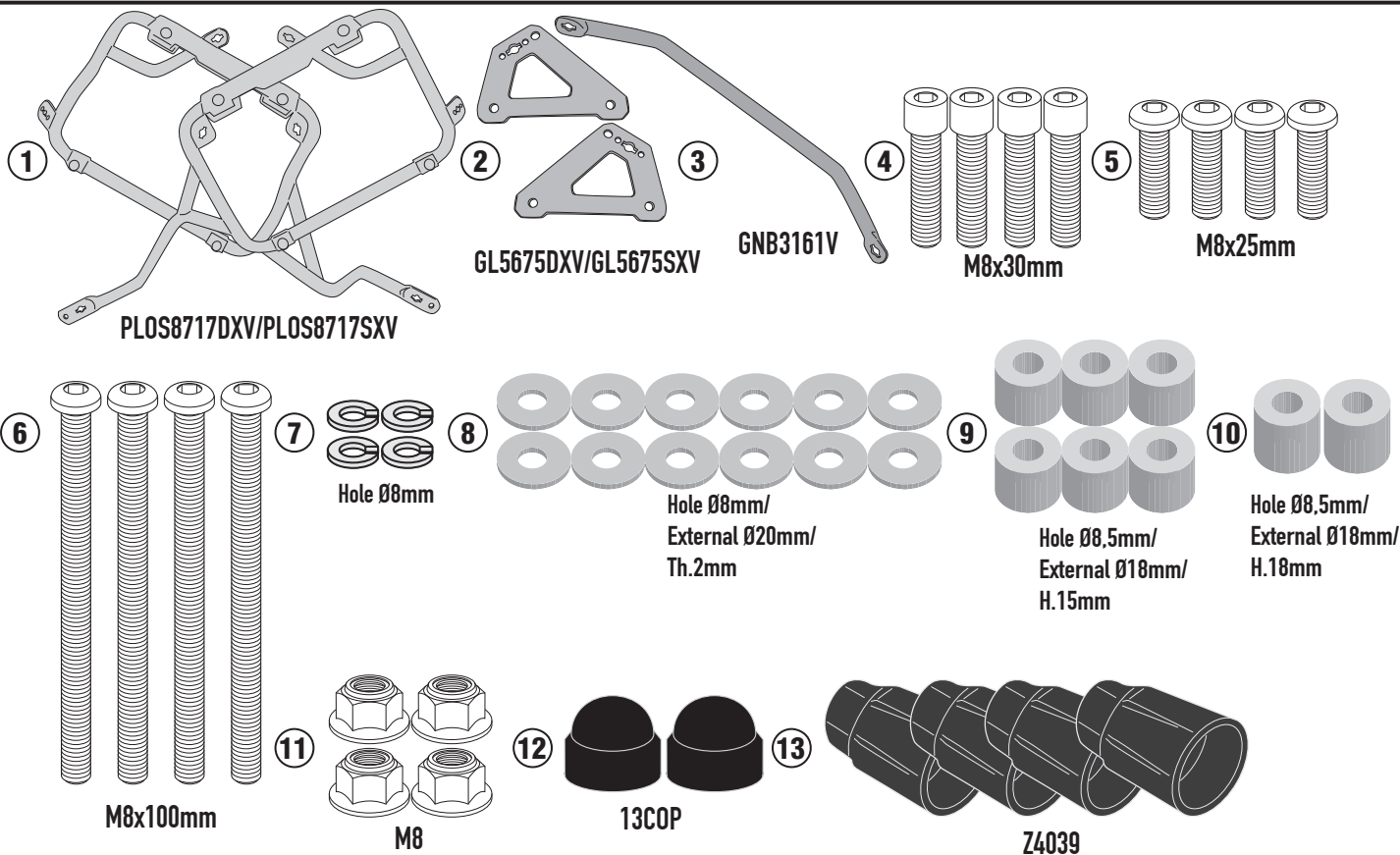
## BENELLI TRK702 (2023/2024) / BENELLI TRK702X (2023/2024)

N°	Descrizione/Description	Caratteristiche/Features	Codice/Code	Quantità/quantity
1	Telaio laterale - Side frame - Châssis latéral Soporte lateral - Seitenrahmen - Suporte lateral	-	PLOS8717DXV PLOS8717SXV	2 (Right: Left)
2	Supporto anteriore - Front support - Support avant Vordere Unterstützung - Soporte frontal - Suporte frontal	-	GL5675DXV GL5675SXV	2 (Right: Left)
3	Ponte - Bridge - Pont Brücke - Puente - Ponte	-	GNB3161V	1
4	Vite - Screw - Vis - Schraube Tornillo - Parafuso	TCE M8x30	830TCE	4
5	Vite - Screw - Vis - Schraube Tornillo - Parafuso	TBEI M8x25	825TBEI	4
6	Vite - Screw - Vis - Schraube Tornillo - Parafuso	TBEI M8x100	8100TBEI	4
7	Rondella spaccata - Split washer - Scheibe - Rondelle fendue Arandela seccionada - Arruela Dentada	Foro Ø8mm	Z1060	4
8	Rondella - Washer - Rondelle - Scheibe Arandela - Arruela	Foro Ø8mm / Esterno Ø20mm Sp.2mm	820RON	12
9	Distanziale - Spacer Entretoise - Distanzstueck Distanciador - Espaçador	Ø18x15 Foro 8,5mm	C18L15F8,5T	6
10	Distanziale - Spacer Entretoise - Distanzstueck Distanciador - Espaçador	Ø18x18 Foro 8,5mm	C18L18F8,5T	2
11	Dado - Bolt - Ecrou Mutter - Tuerca - Porca	Dado Autobloccante Flangiato M8 (H.9,5mm)	8DADIFN	4
12	Tappo - Cap Fiche - Stecker Enchufe - Capa	-	13COP	2
13	Boccola - Mounting bush Entretoise de montage - Cilindro de fijación Montagehülse - Bucha de fixação	-	Z4039	4
14	Componenti Originali - Original Parts Parties Originales - Original Bauteile Componentes Originales - Componentes Originais	-	-	-
15	Particolari Inclusi nel SR8719 Components Included In The SR8719 Pièces Inclues Dans SR8719 Die Einzelnen Teile Sind Bei SR8719 Despieces Incluidos SR8719 Componentes inclusos na SR8719	-	-	-
16	Particolari Inclusi nel 13RKIT Components Included In The 13RKIT Pièces Inclues Dans 13RKIT Die Einzelnen Teile Sind Bei 13RKIT Despieces Incluidos 13RKIT Componentes inclusos na 13RKIT	-	-	-

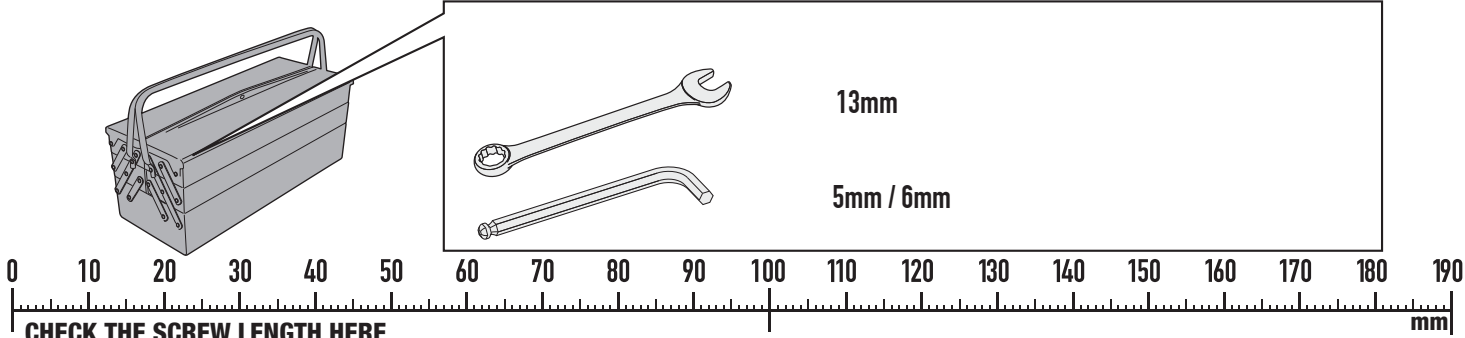
# PLOS8717CAM

PORTAVALIGIE LATERALE SPECIFICO - SPECIFIC TUBULAR SIDE-CASE HOLDER - PORTE-VALISES LATÉRAUX SPÉCIFIQUE  
 SPEZIFISCHES STAHLROHR-SEITENTRAEGER - PORTA MALETAS LATERALES ESPECÍFICO - SUPORTE DE MALAS ESPECÍFICO

## BENELLI TRK702 (2023/2024) / BENELLI TRK702X (2023/2024)



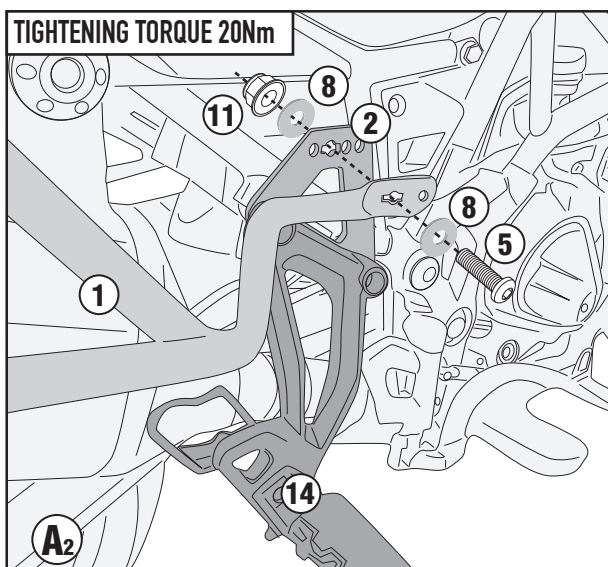
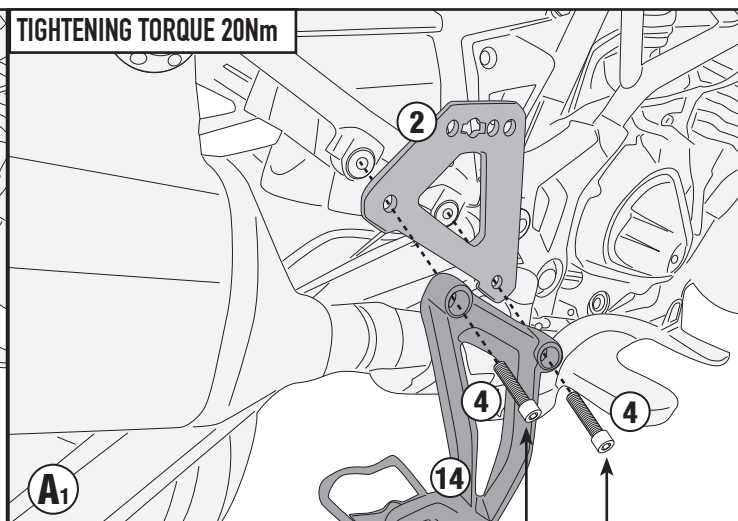
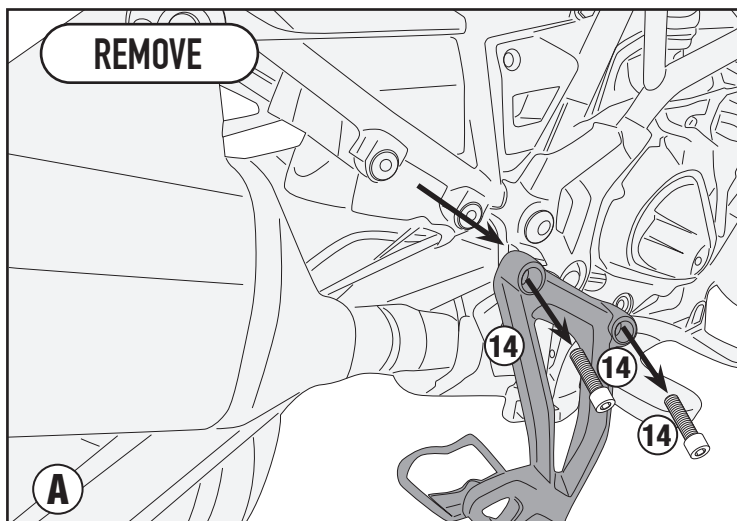
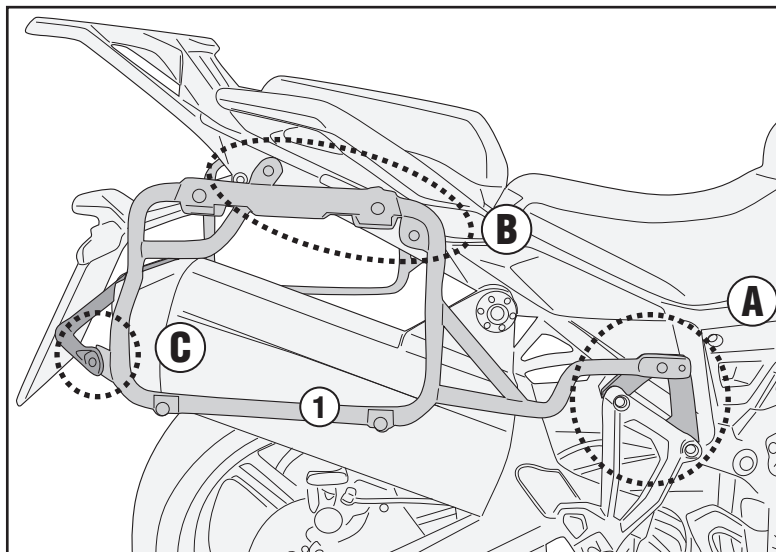
IT\_ Nel caso in cui sulle viti originali sia presente del frenafiletto, ripristinarlo durante il montaggio dell'accessorio.  
 EN\_ If there is threadlocker on the original screws, use threadlocker when mounting the accessory.  
 DE\_ Falls sich auf den Originalschrauben Schraubensicherungsstoff befand, sollte dieser auch bei der Montage des Zubehörs wieder aufgetragen werden  
 FR\_ Si du frein filet est présent sur les vis d'origine, l'appliquer également lors du montage de l'accessoire  
 ES\_ En caso de que el fijador de roscas se encuentre presente en los tornillos originales, colocarlo nuevamente en el montaje del accesorio  
 PT\_ Se houver trava rosca nos parafusos originais, inserir novamente durante a montagem do acessório



# PLOS8717CAM

PORTAVALIGIE LATERALE SPECIFICO - SPECIFIC TUBULAR SIDE-CASE HOLDER - PORTE-VALISES LATÉRAUX SPÉCIFIQUE  
 SPEZIFISCHES STAHLROHR-SEITENTRAEGER - PORTA MALETAS LATERALES ESPECÍFICO - SUPORTE DE MALAS ESPECÍFICO

## BENELLI TRK702 (2023/2024) / BENELLI TRK702X (2023/2024)

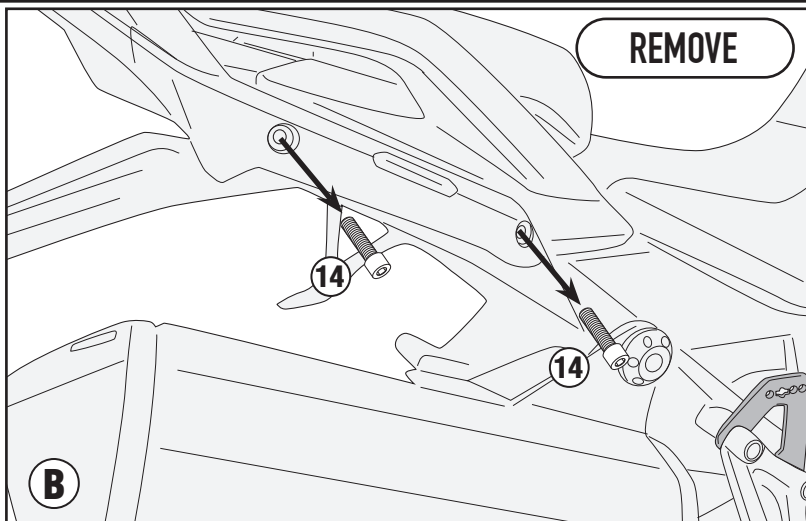


FRENAFILETTI (MEDIA RESISTENZA)  
 THREADLOCKER (MEDIUM STRENGTH)  
 SCHRAUBENSICHERUNG (MITTLERER WIDERSTAND)  
 FREIN FILET (RÉSISTANCE MOYENNE)  
 FIJADOR DE ROSCAS (RESISTENCIA MEDIA)  
 TRAVA ROSCA (RESISTÊNCIA MÉDIA)

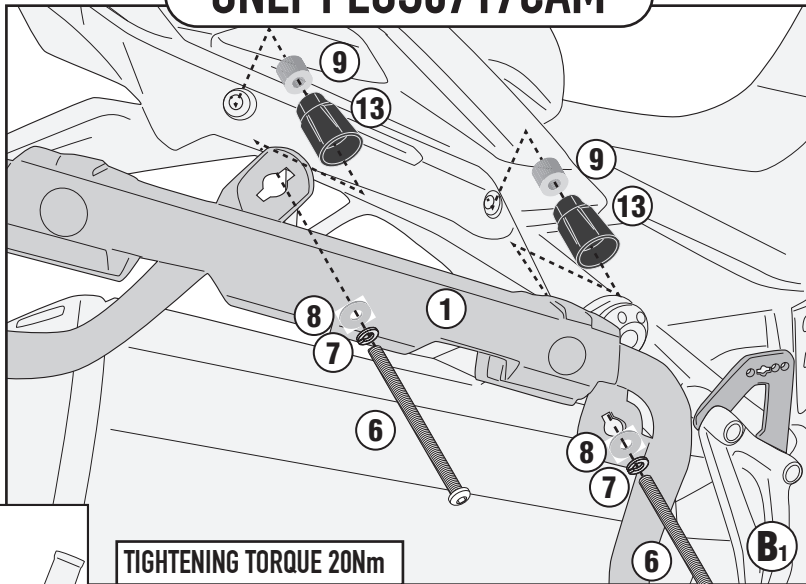
# PLOS8717CAM

PORTAVALIGIE LATERALE SPECIFICO - SPECIFIC TUBULAR SIDE-CASE HOLDER - PORTE-VALISES LATÉRAUX SPÉCIFIQUE  
 SPEZIFISCHES STAHLROHR-SEITENTRAEGER - PORTA MALETAS LATERALES ESPECÍFICO - SUPORTE DE MALAS ESPECÍFICO

## BENELLI TRK702 (2023/2024) / BENELLI TRK702X (2023/2024)

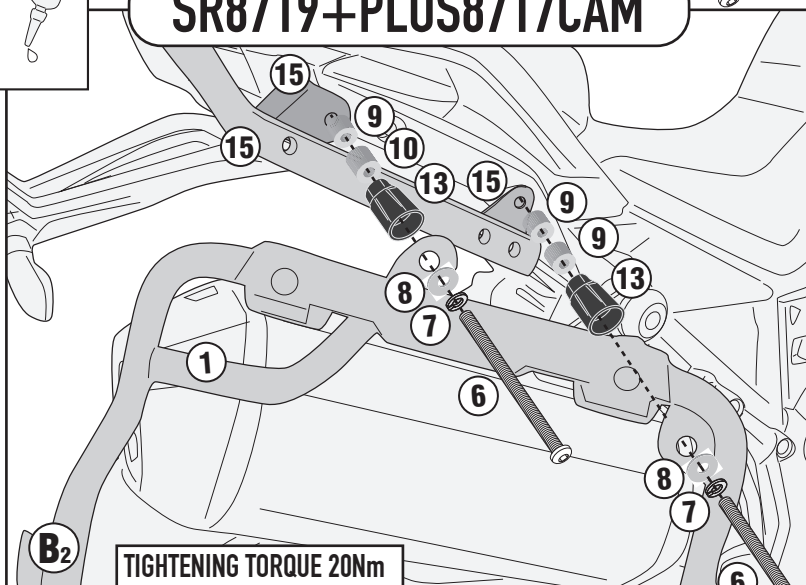


### ONLY PLOS8717CAM



TIGHTENING TORQUE 20Nm

### SR8719+PLOS8717CAM



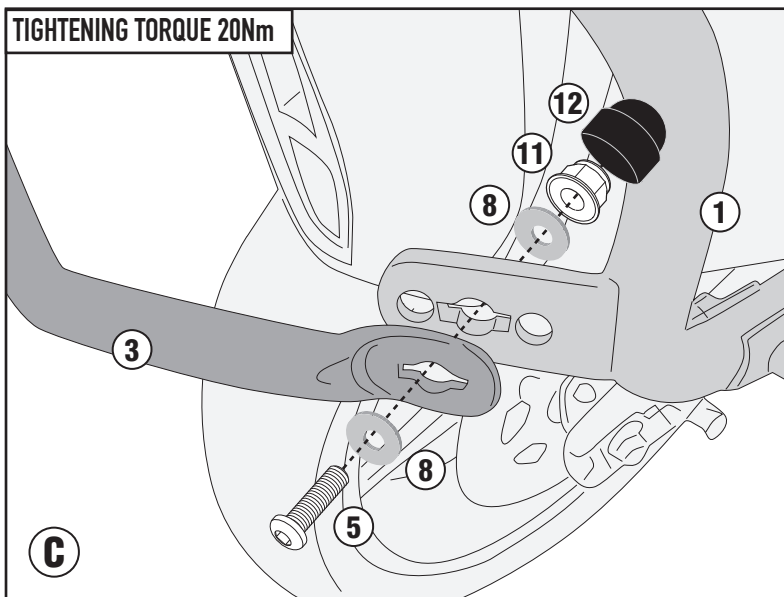
TIGHTENING TORQUE 20Nm

FRENAFILETTI (MEDIA RESISTENZA)  
 THREADLOCKER (MEDIUM STRENGTH)  
 SCHRAUBENSICHERUNG (MITTLERER WIDERSTAND)  
 FREIN FILET (RÉSISTANCE MOYENNE)  
 FIJADOR DE ROSCAS (RESISTENCIA MEDIA)  
 TRAVA ROSCA (RESISTÊNCIA MÉDIA)

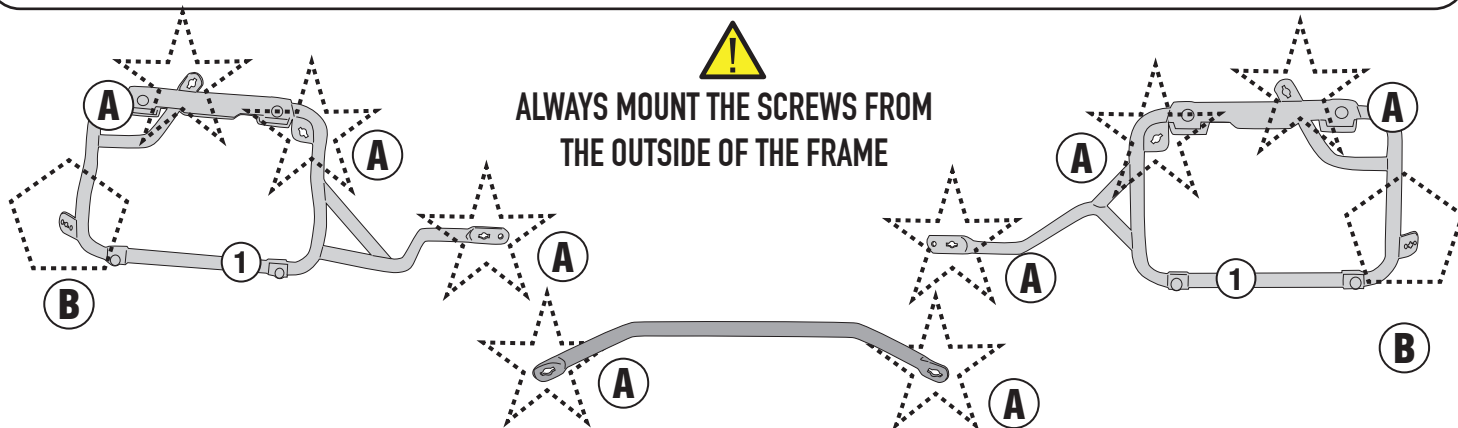
# PLOS8717CAM

PORTAVALIGIE LATERALE SPECIFICO - SPECIFIC TUBULAR SIDE-CASE HOLDER - PORTE-VALISES LATÉRAUX SPÉCIFIQUE  
 SPEZIFISCHES STAHLROHR-SEITENTRAEGER - PORTA MALETAS LATERALES ESPECÍFICO - SUPORTE DE MALAS ESPECÍFICO

## BENELLI TRK702 (2023/2024) / BENELLI TRK702X (2023/2024)



- TRASFORMAZIONE IN PORTAVALIGIE LATERALI RAPID FITTING, AGGIUNDO IL KIT 13RKIT (DA ACQUISTARE SEPARATAMENTE)
- TRANSFORMATION INTO A RAPID FITTING SIDE-CASE HOLDER, BY ADDING THE 13RKIT KIT (TO BE PURCHASED SEPARATELY)
- VERARBEITUNG ZU EINEM SCHNELL MONTIERBAREN SEITENTRÄGER UNTER HINZUFÜGUNG DES 13RKIT-KITS (SEPARAT ZU ERWERBEN)
- TRANSFORMABLE EN KIT DE FIXATION LATÉRAL RAPIDE, EN AJOUTANT LE KIT 13RKIT (À ACHETER SÉPARÉMENT)
- SE TRANSFORMA EN UN PORTAMALETAS LATERAL DE AJUSTE RÁPIDO, AÑADIENDO EL KIT 13RKIT (SE COMPRA POR SEPARADO)
- CONVERTE EM UM RACK DE PAINEL LATERAL DE ENCAIXE RÁPIDO, ADICIONANDO O KIT 13RKIT (ADQUIRIDO SEPARADAMENTE)



**TYPE A**

(See the figure above for the correct type)

**CORRECT SIDE**

**INSERT**

ATTENTION TO THE CORRECT ASSEMBLY

**INSERT**

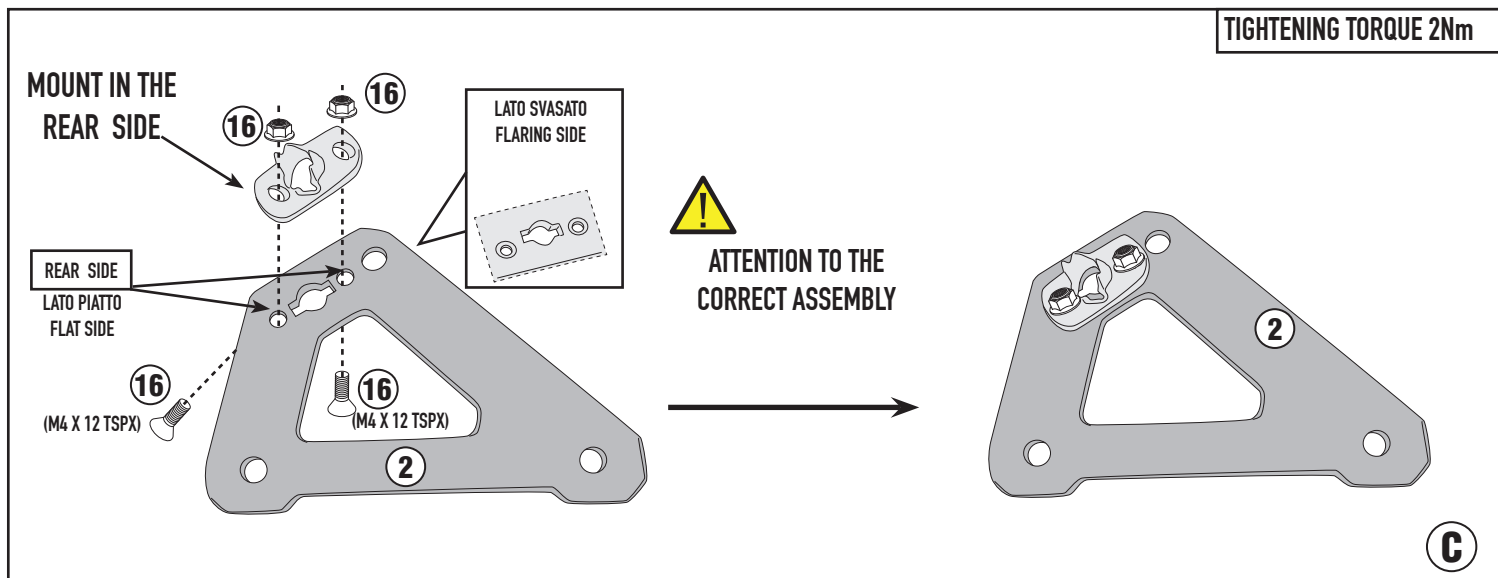
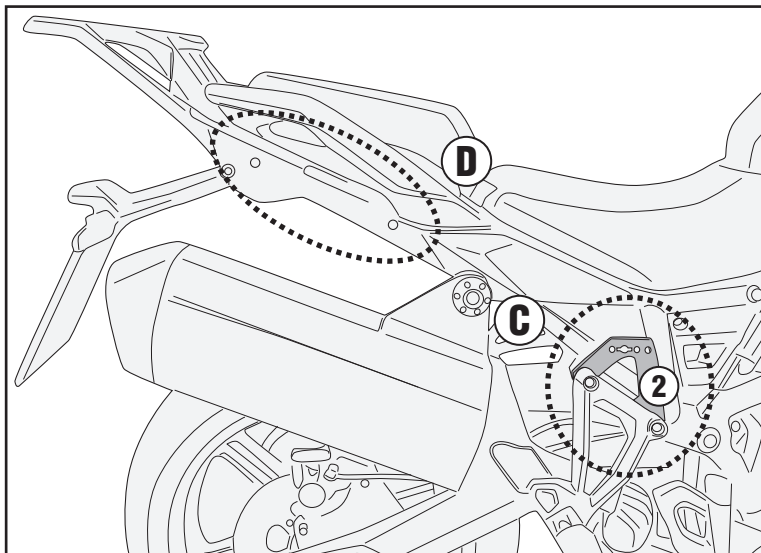
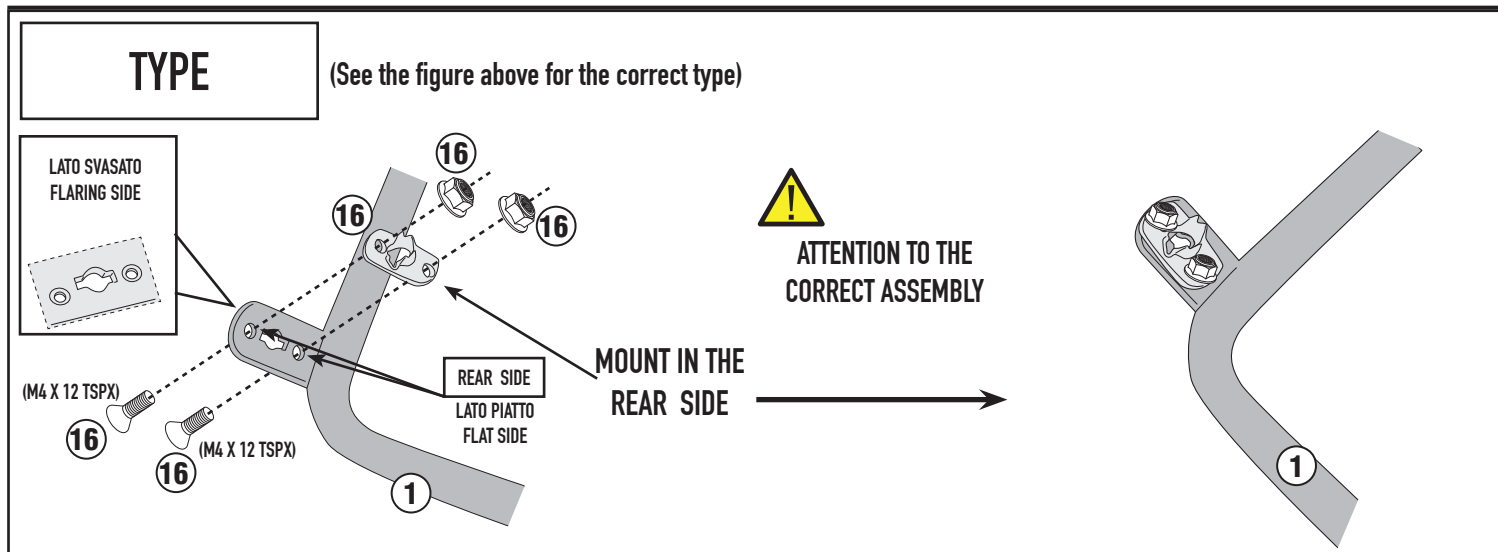
ATTENTION TO THE CORRECT ASSEMBLY

16 ← Z1957 →

# PLOS8717CAM

PORTAVALIGIE LATERALE SPECIFICO - SPECIFIC TUBULAR SIDE-CASE HOLDER - PORTE-VALISES LATÉRAUX SPÉCIFIQUE  
SPEZIFISCHES STAHLROHR-SEITENTRAEGER - PORTA MALETAS LATERALES ESPECÍFICO - SUPORTE DE MALAS ESPECÍFICO

## BENELLI TRK702 (2023/2024) / BENELLI TRK702X (2023/2024)



ISTRUZIONI DI MONTAGGIO - MOUNTING INSTRUCTIONS  
INSTRUCTIONS DE MONTAGE - BAUANLEITUNG  
INSTRUCCIONES DE MONTAJE - INSTRUÇÕES DE MONTAGEM

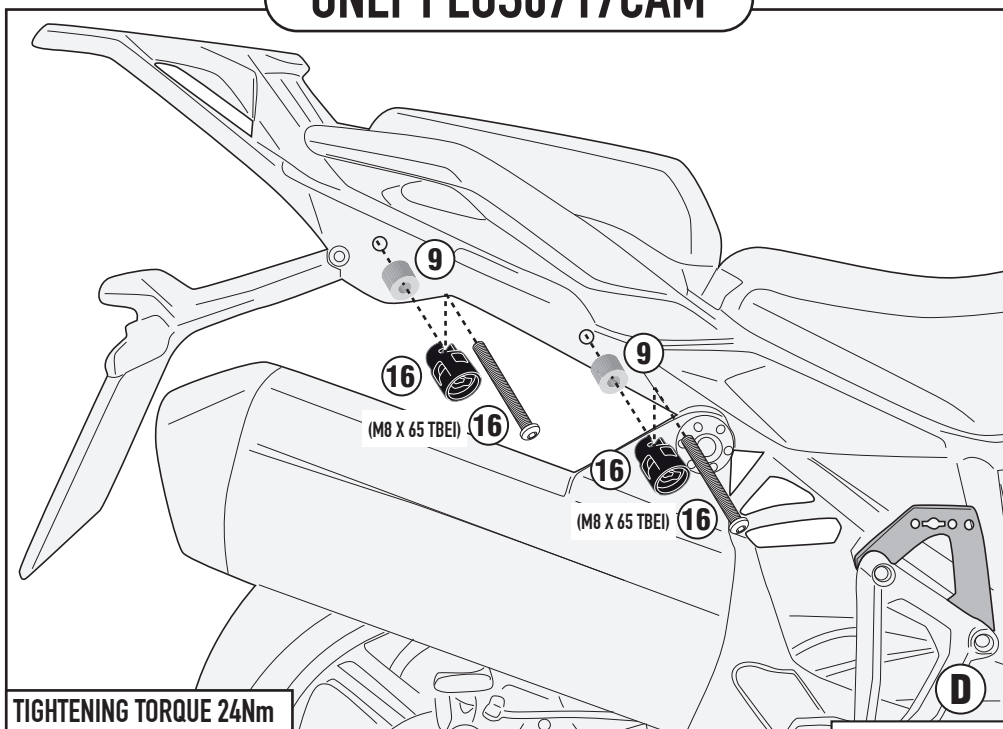
GIVI

# PLOS8717CAM

PORTAVALIGIE LATERALE SPECIFICO - SPECIFIC TUBULAR SIDE-CASE HOLDER - PORTE-VALISES LATÉRAUX SPÉCIFIQUE  
SPEZIFISCHES STAHLROHR-SEITENTRAEGER - PORTA MALETAS LATERALES ESPECÍFICO - SUPORTE DE MALAS ESPECÍFICO

## BENELLI TRK702 (2023/2024) / BENELLI TRK702X (2023/2024)

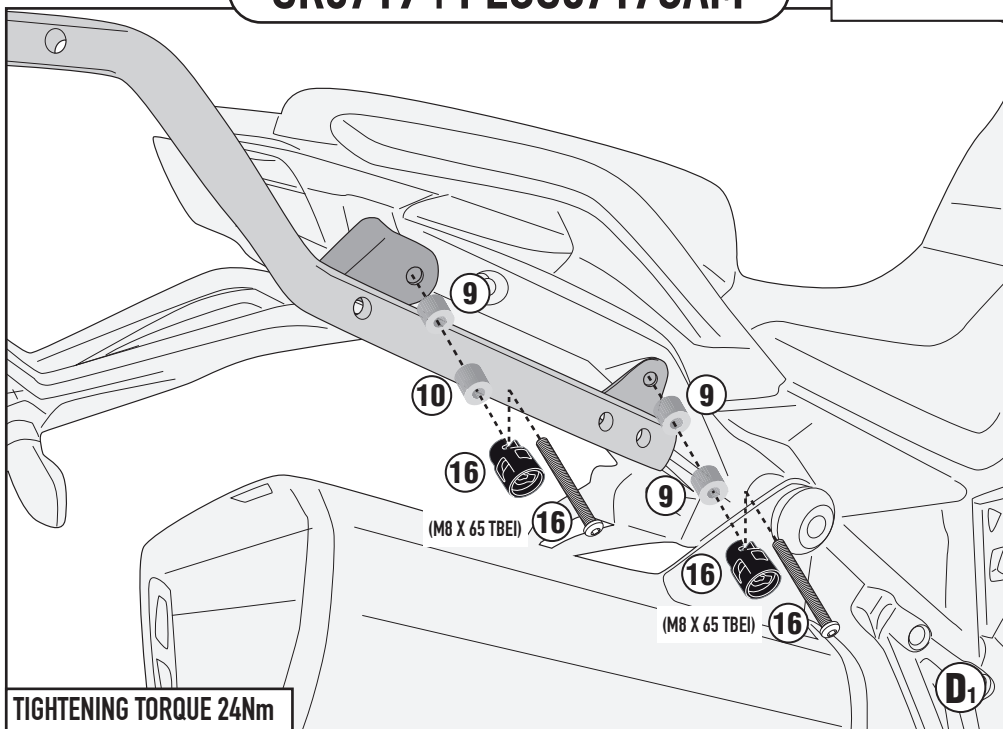
### ONLY PLOS8717CAM



FRENAFILETTI (MEDIA RESISTENZA)  
THREADLOCKER (MEDIUM STRENGTH)  
SCHRAUBENSICHERUNG (MITTLERER WIDERSTAND)  
FREIN FILET (RÉSISTANCE MOYENNE)  
FIJADOR DE ROSCAS (RESISTENCIA MEDIA)  
TRAVA ROSCA (RESISTÊNCIA MÉDIA)



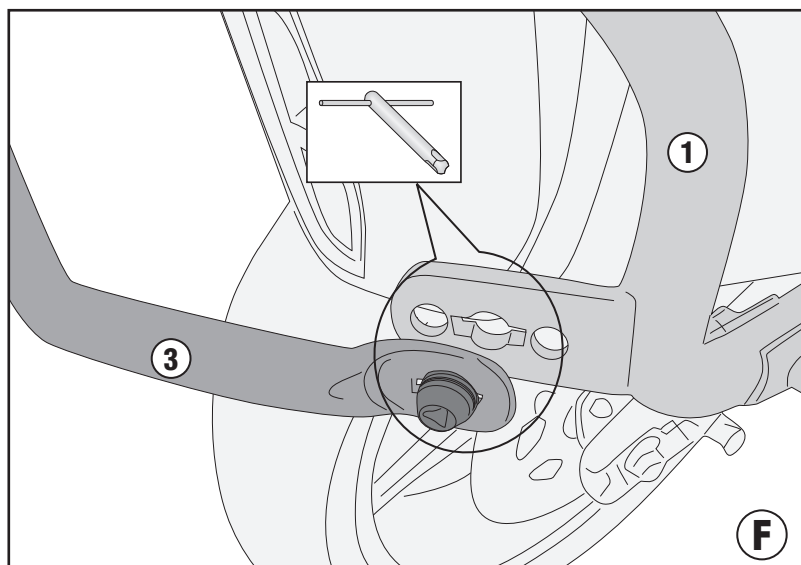
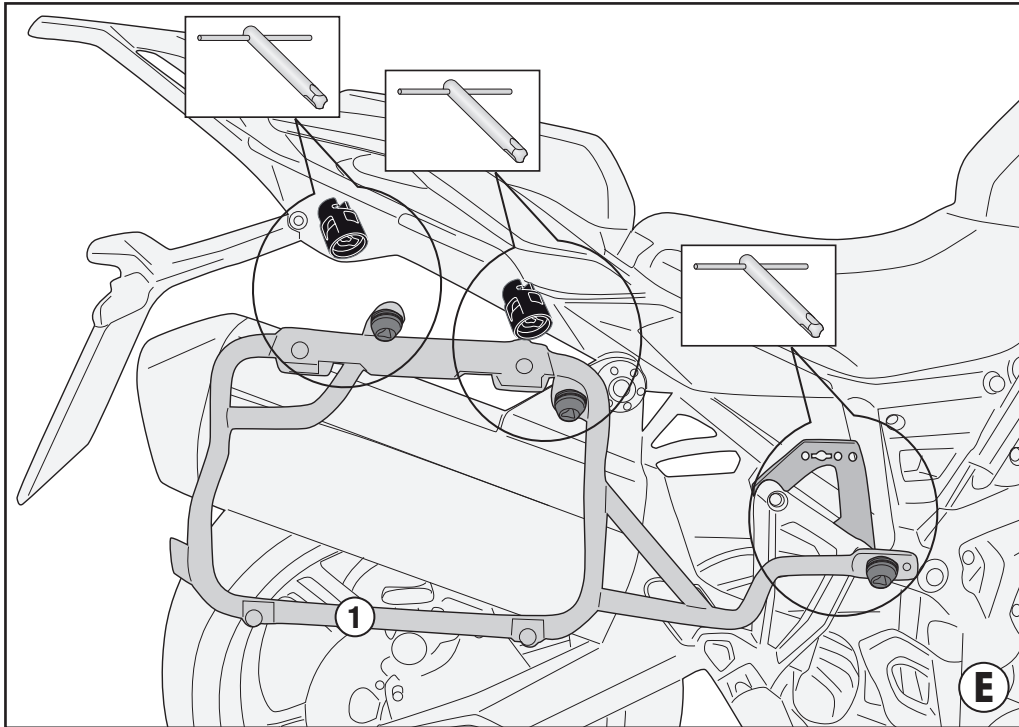
### SR8719+PLOS8717CAM




# PLOS8717CAM

PORTAVALIGIE LATERALE SPECIFICO - SPECIFIC TUBULAR SIDE-CASE HOLDER - PORTE-VALISES LATÉRAUX SPÉCIFIQUE  
SPEZIFISCHES STAHLROHR-SEITENTRAEGER - PORTA MALETAS LATERALES ESPECÍFICO - SUPORTE DE MALAS ESPECÍFICO

## BENELLI TRK702 (2023/2024) / BENELLI TRK702X (2023/2024)







1. INSERIRE L'ATTREZZO NELLA TESTA DELLA VITE SPECIALE;
2. RUOTARE DI 1/4 DI GIRO IN SENSO ORARIO FINO A CHE LA ROTAZIONE NON TERMINA E SI AVVERTE LO SCATTO;
3. PER SMONTARE PROCEDERE IN SENSO INVERSO.

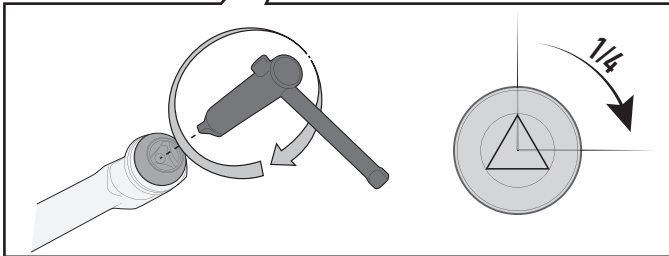
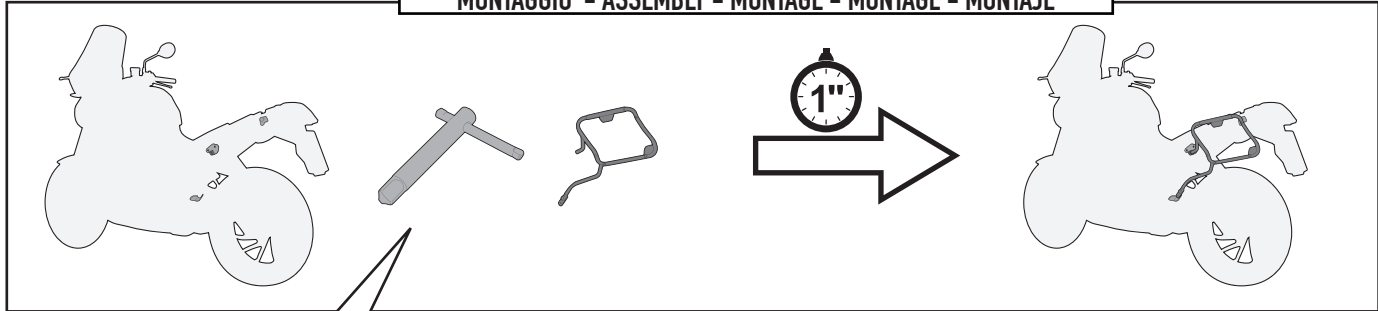
1. INSERT THE SPECIAL KEY INTO THE HEAD OF THE SCREW;
2. TURN THE KEY ¼ TURN CLOCKWISE UNTIL ROTATION STOPS AND THE SIDE CASE HOLDER IS FASTENED SECURELY TO THE FITMENT POINT;
3. IN ORDER TO DISASSEMBLE THE BRACKETRY PERFORM THE OPERATION IN REVERSE.

1. INSERER LA CLE SPECIALE DANS LA TÊTE DE LA VIS;
2. VISSER D'1/4 DE TOUR DANS LE SENS HORAIRE JUSQU'AU BLOCAGE DE LA VIS POUR MONTER EN TOUTE SECURITE LE SUPPORT A SON POINT DE FIXATION;
3. POUR LE DEMONTAGE, PROCEDER EN SENSE INVERSE.

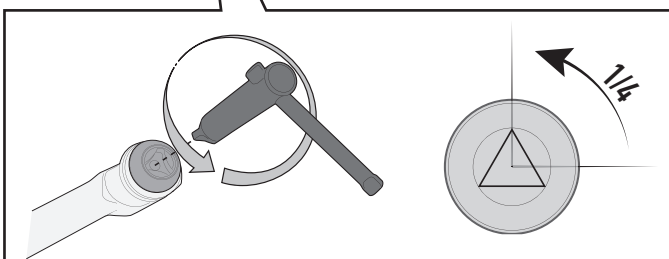
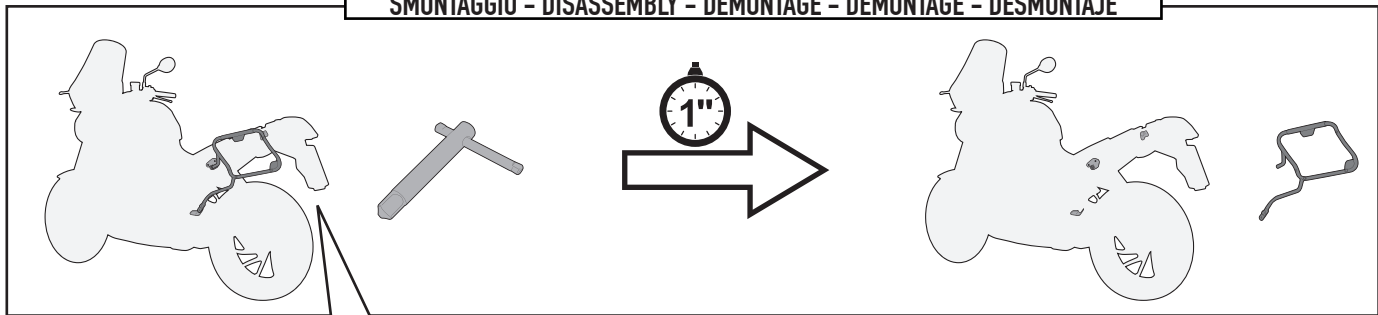
1. STECKEN SIE DAS WERKZEUG IN DEN KOPF DER SPEZIFISCHEN SCHRAUBE;
2. DREHEN SIE DIE SCHRAUBE 1 / 4 UMDREHUNG IM UHRZEIGERSINN BIS SIE BEMERKEN, DASS DIE SCHRAUBE IM BEFESTIGUNGSPUNKT EINGEKLEMMT IST;
3. FÜR DIE DEMONTAGE FOLGEN SIE DEN HINWEISE UMGEKEHRT.

1. INSERTAR LA LLAVE ESPECIAL EN LA CABEZA DEL TORNILLO
2. DAR ¼ DE VUELTA EN EL SENTIDO HORARIO HASTA QUE LLEGUE AL TOPE Y SE VEA EL TORNILLO;
3. PARA DESMONTARLO PROCEDER EN LA DIRECCIÓN CONTRARIA;

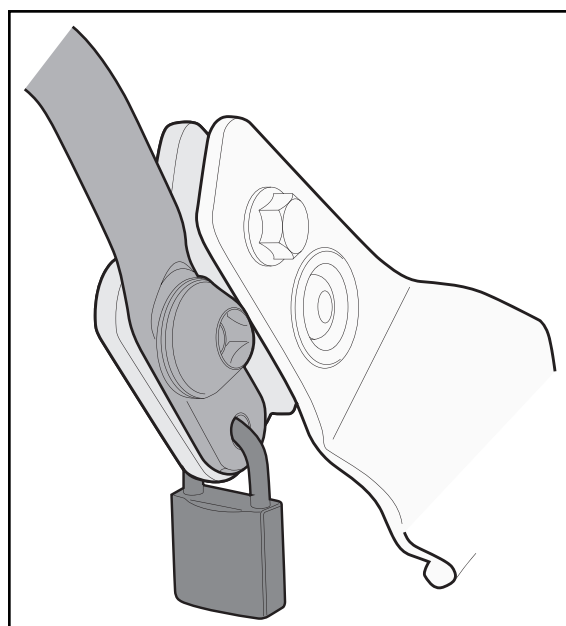
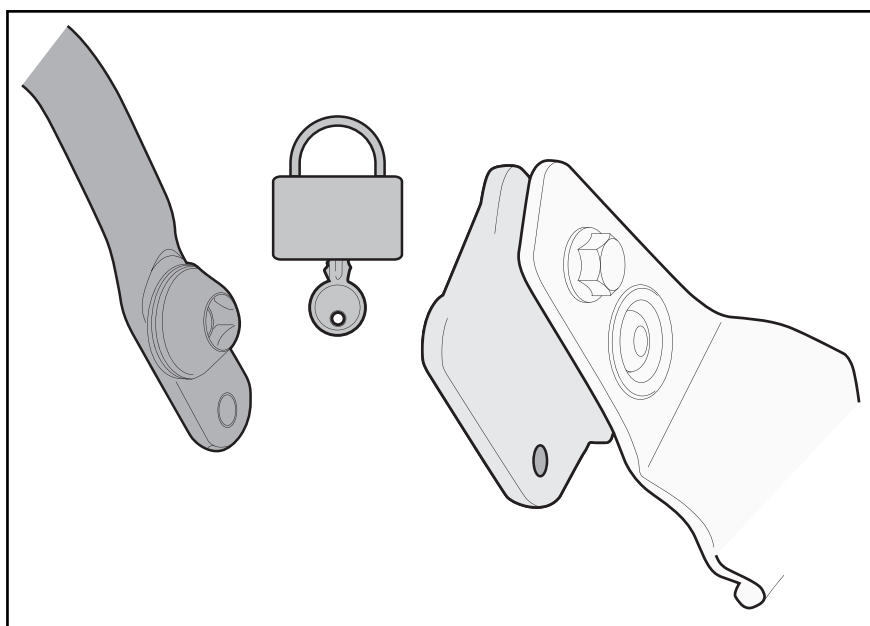

## MONTAGGIO - ASSEMBLY - MONTAGE - MONTAGE - MONTAJE



## SMONTAGGIO - DISASSEMBLY - DÉMONTAGE - DEMONTAGE - DESMONTAJE



# RAPID FITTING



## FORO DI SICUREZZA

FORO PREDISPOSTO AD ASSICURARE IL PORTAVALIGIE LATERALE ALLA MOTO (CON UN LUCCHETTO PER ESEMPIO, NON INCLUSO).

## SECURITY HOLE

HOLE PLACEMENT IN ORDER TO INCREASE SECURITY OF THE TUBULAR SIDE-CASE HOLDER TO THE MOTORCYCLE (WITH A LOCK, FOR EXAMPLE, NOT INCLUDED).

## TROU DE SECURITE

TROU PREDISPOSE POUR ASSURER LE PORTE-VALISE LATERAL A LA MOTO (AVEC UN CADENAS PAR EXEMPLE, NON INCLUS).

## SICHERHEITSLÖCH

VORGESEHENES LOCH UM DEN SEITENKOFFER TRÄGER AN DEM FAHRZEUG ZU SICHERN (Z. B. MIT EINEM VORHÄNGESCHLOSS, NICHT ENTHALTEN);

## ORIFICIO DE SEGURIDAD

ESTE ORIFICIO ESTA CREADO PARA ASEGURAR EL PORTAEQUIPAJES LATERAL A LA MOTO (POR EJEMPLO CON UN CANDADO, QUE NO ESTÁ INCLUIDO).