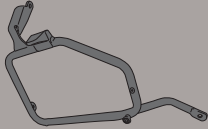









PL3103 - KL3103

PORTAVALIGIE LATERALE SPECIFICO - SPECIFIC TUBULAR SIDE-CASE HOLDER - PORTE-VALISES LATÉRAUX SPÉCIFIQUE - SPEZIFISCHES STAHLROHR-SEITENTRAEGER
 PORTA MALETAS LATERALES ESPECÍFICO

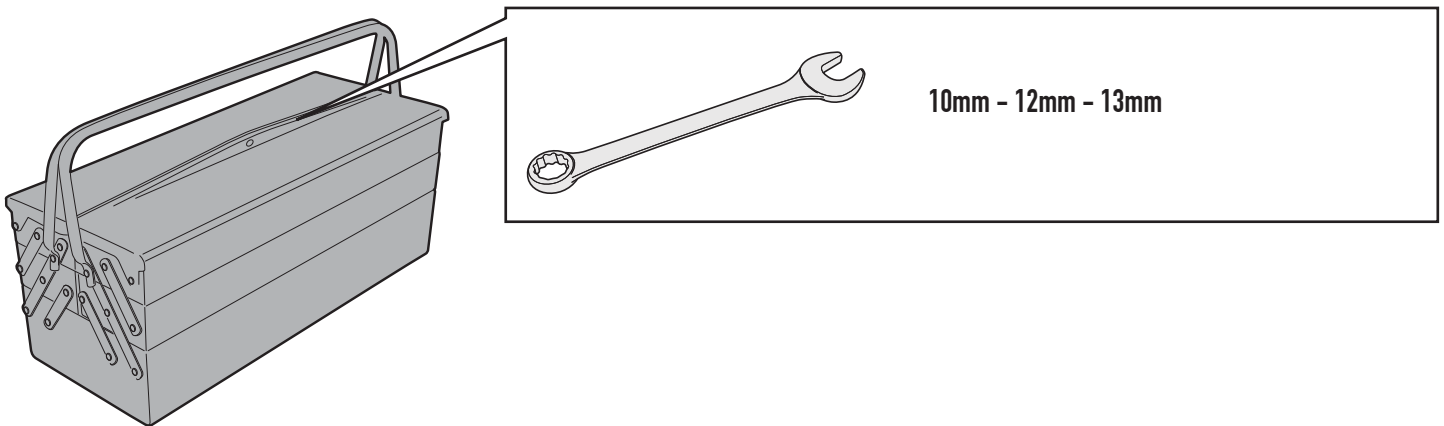
SUZUKI INAZUMA 250cc (2012 - 2013)

N°	Descrizione	Caratteristiche	Codice	Quantità	
1	Supporto - Support - Support Halterung - Soporte	-	-	2 (Dx,Sx)	
2	Ponte Posteriore - Rear Bridge - Pont Postérieure Verbindungsrohr - Puente Trasero	-	-	1	
3	Vite - Screw Vis - Schraube Tornillo	TEF M6x16	616TEF	2	
4	Vite - Screw Vis - Schraube Tornillo	TEF M8x50	850TECF	2	
5	Vite - Screw Vis - Schraube Tornillo	TEF M8x45	845TEF	2	
6	Fisher - Expanding Tube Insert Cheville - Elastischer Rohreinsatz Taco	Ø18x30 foro 8.5mm	V568	2	
7	Cono Filettato - Threaded Cone Cone Filete - Kegel Gewinde Cono Roscado	Ø17,3x10 M8	V410	2	
8	Dado - Bolt - Ecrou Mutter - Tuerca	Dado auto bloccante flangiato M6	6DADIAFLN	2	
9	Particolari Inclusi Nel Kit Viteria Dell'SR3103 Components Included In The Fitting Kit Of The SR3103 Pièces Inclues Dans Le Kit De Vis De El SR3103 Die Einzelnen Teile Sind Bei Montagekit Der SR3103 Despieces Incluidos En El Kit De Anclajes De El SR3103	-	-	-	-
10	Componenti Originali Original Parts Parties Originales Original Bauteile Componentes Originales	-	-	-	-

PL3103 - KL3103

PORTAVALIGIE LATERALE SPECIFICO - SPECIFIC TUBULAR SIDE-CASE HOLDER - PORTE-VALISES LATÉRAUX SPÉCIFIQUE - SPEZIFISCHES STAHLROHR-SEITENTRAEGER
PORTA MALETAS LATERALES ESPECÍFICO

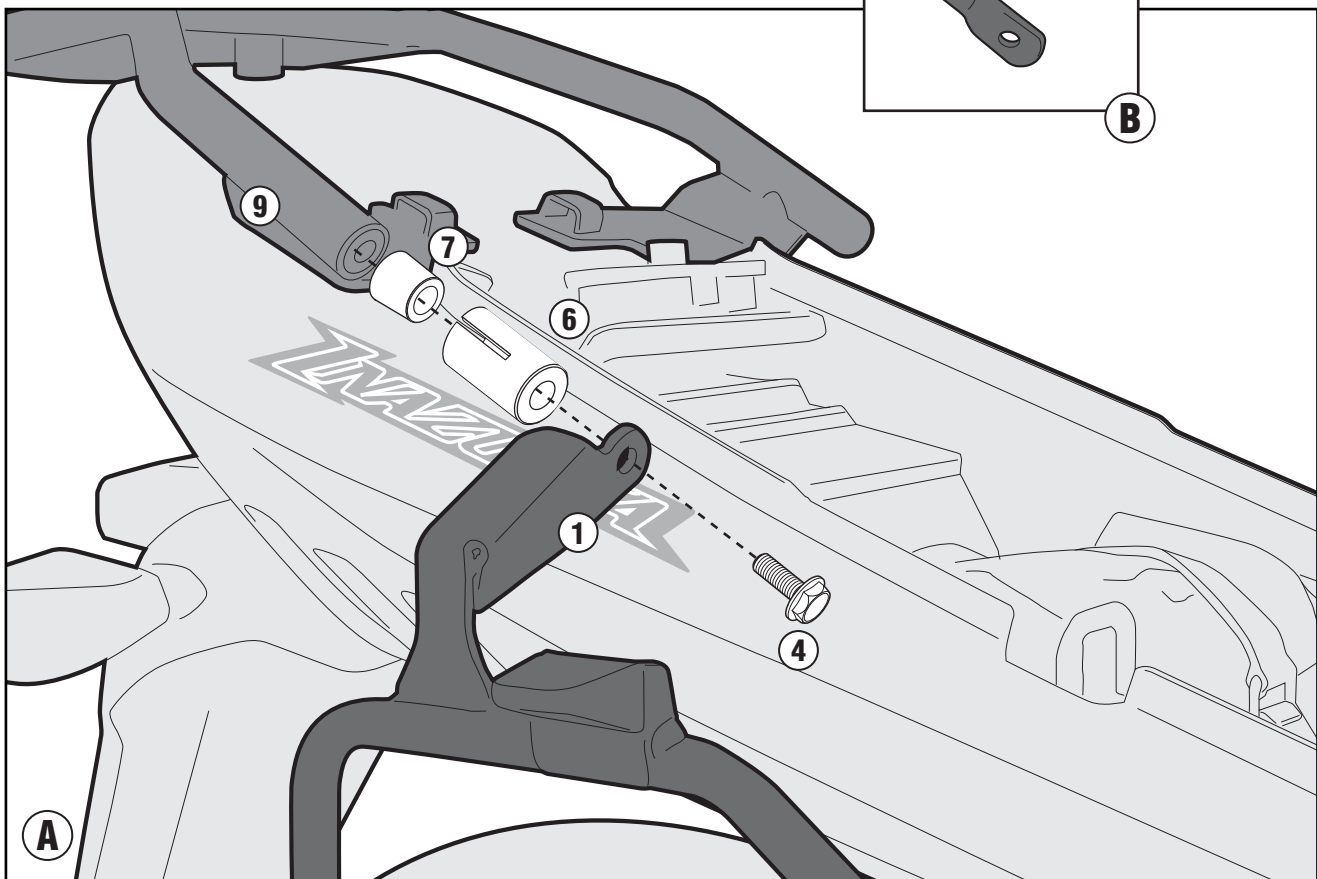
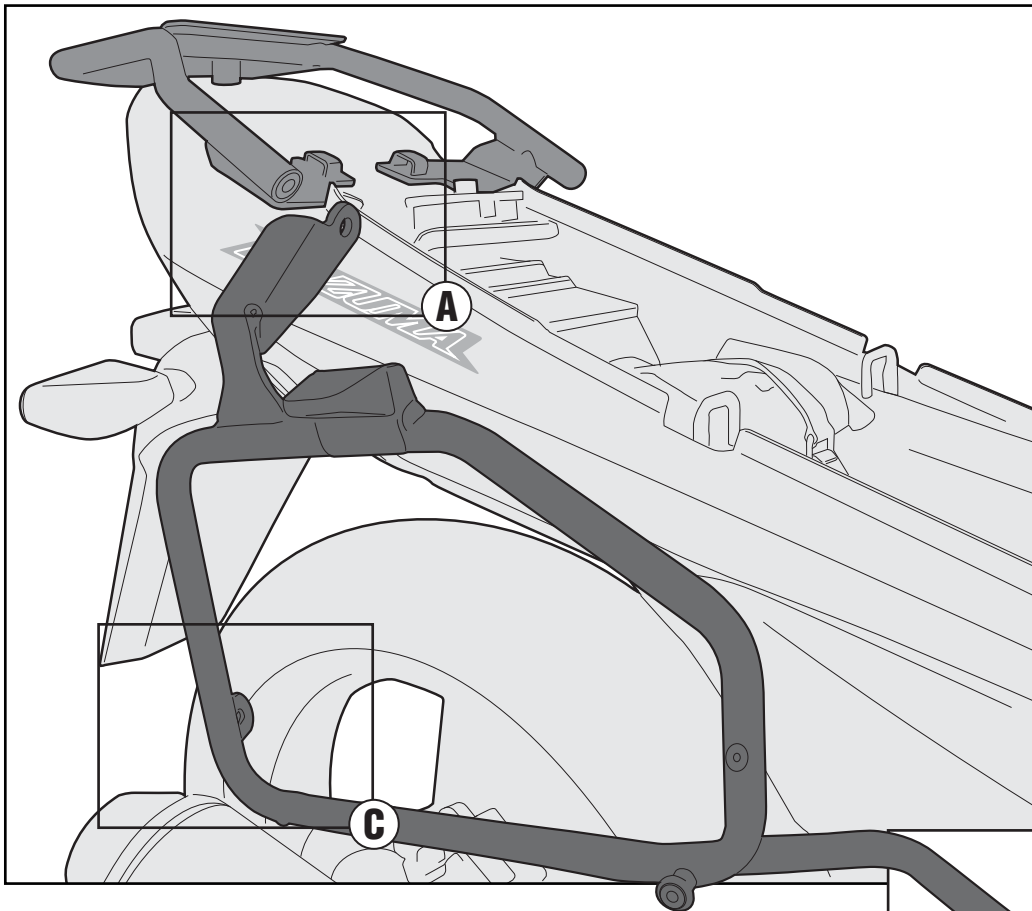
SUZUKI INAZUMA 250cc (2012 - 2013)



PL3103 - KL3103

PORTAVALIGIE LATERALE SPECIFICO - SPECIFIC TUBULAR SIDE-CASE HOLDER - PORTE-VALISES LATÉRAUX SPÉCIFIQUE - SPEZIFISCHES STAHLROHR-SEITENTRAEGER
PORTA MALETAS LATERALES ESPECÍFICO

SUZUKI INAZUMA 250cc (2012 - 2013)



ISTRUZIONI DI MONTAGGIO - MOUNTING INSTRUCTIONS
INSTRUCTIONS DE MONTAGE - BAUANLEITUNG - INSTRUCCIONES
DE MONTAJE

PL3103 - KL3103

PORTAVALIGIE LATERALE SPECIFICO - SPECIFIC TUBULAR SIDE-CASE HOLDER - PORTE-VALISES LATÉRAUX SPÉCIFIQUE - SPEZIFISCHES STAHLROHR-SEITENTRAEGER
PORTA MALETAS LATERALES ESPECÍFICO

SUZUKI INAZUMA 250cc (2012 - 2013)

