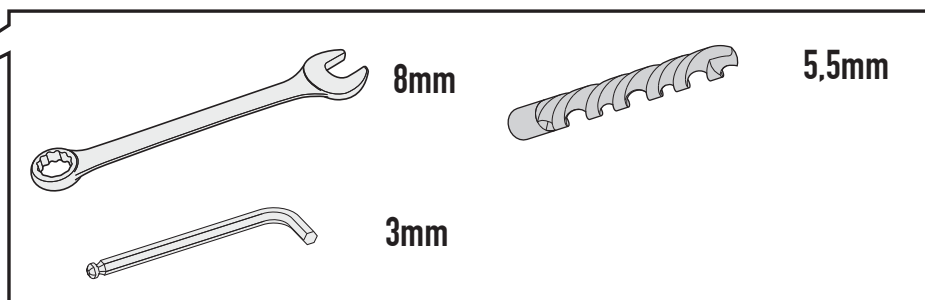
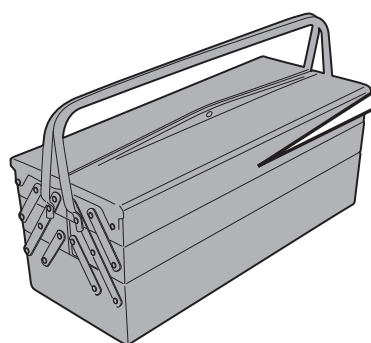


E205

SUPPORTO PER TANICA TAN01 - SUPPORT TO MOUNT THE TANK TAN01 - SUPPORT POUR FIXER LE TAN01 -SPEZIFISCHE UNTERSTÜTZUNG ZUR REPARATUR DES TAN01-TANKS - SOPORTE PARA EL MONTAJE DEL DEPÓSITO TAN01- MÍDIA PARA A MONTAGEM DO TANQUE TAN01

N°	Descrizione-Description	Caratteristiche-Features	Codice-Code	Quantità-Quantity
1	Supporto Per Tanica Tan01 Support To Mount The Tank Tan01 Support Pour Fixer Le Tan01 Spezifische Unterstützung Zur Reparatur Des Tan01-Tanks Soporte Para El Montaje Del Depósito Tan01 Mídia Para A Montagem Do Tanque Tan01	-	-	1
2	Supporto inferiore - Lower support Support inférieur - Soporte inferior Untere Halterung - Soporte inferior	-	-	1
3	Vite - Screw Vis - Schraube Tornillo - Parafuso	TBEI M5x16	516TBEI	4
4	Vite - Screw Vis - Schraube Tornillo - Parafuso	TBEI M5x22	522TBEI	4
5	Rondella - Washer Rondelle - Scheibe Arandela - Arruela	Foro 5mm / Esterno 15mm	515RON	4
6	Rondella In Gomma - Rubber Washer Rondelle En Gomme - Gummischeibe Arandela De Goma - Arruela De Borracha	Foro 6mm / Esterno 16mm / Sp. 2mm	ORONG	4
7	O- ring	-	ORING112	4
8	Distanziale - Spacer Entretoise - Distanzstueck Distanciador - Espaçador	-	Z2208	4
9	Dado - Bolt - Erou Mutter - Tuerca - Porca	Dado Autobloccante M5	5DADIAU	4
10	Tappo - Cap Fiche - Stecker Enchufe - Boné	-	ZTPD5	4
11	Cinghia - Belt - Ceinture Gürtel - Cinturón - Cinto	-	-	1
12	TAN01	-	-	-

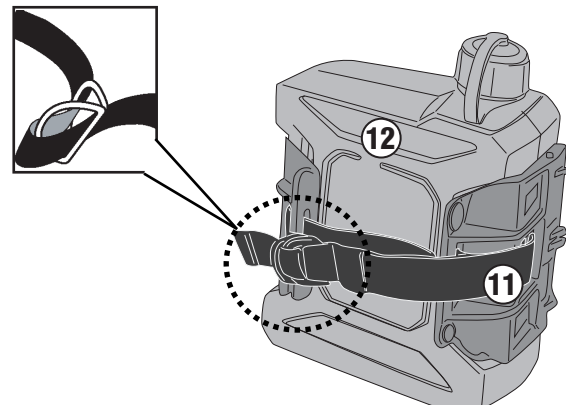
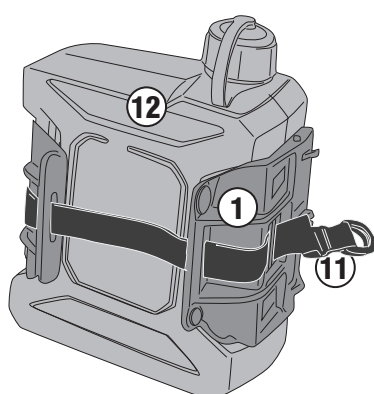
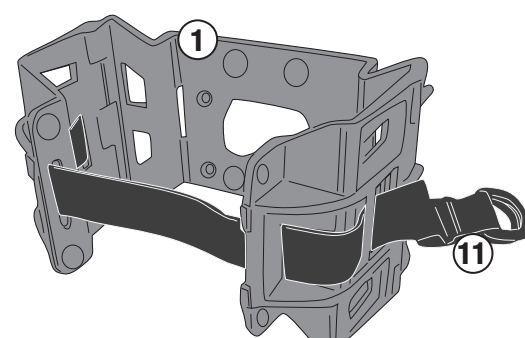
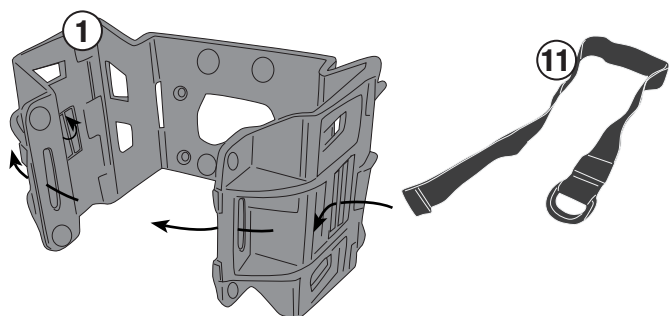
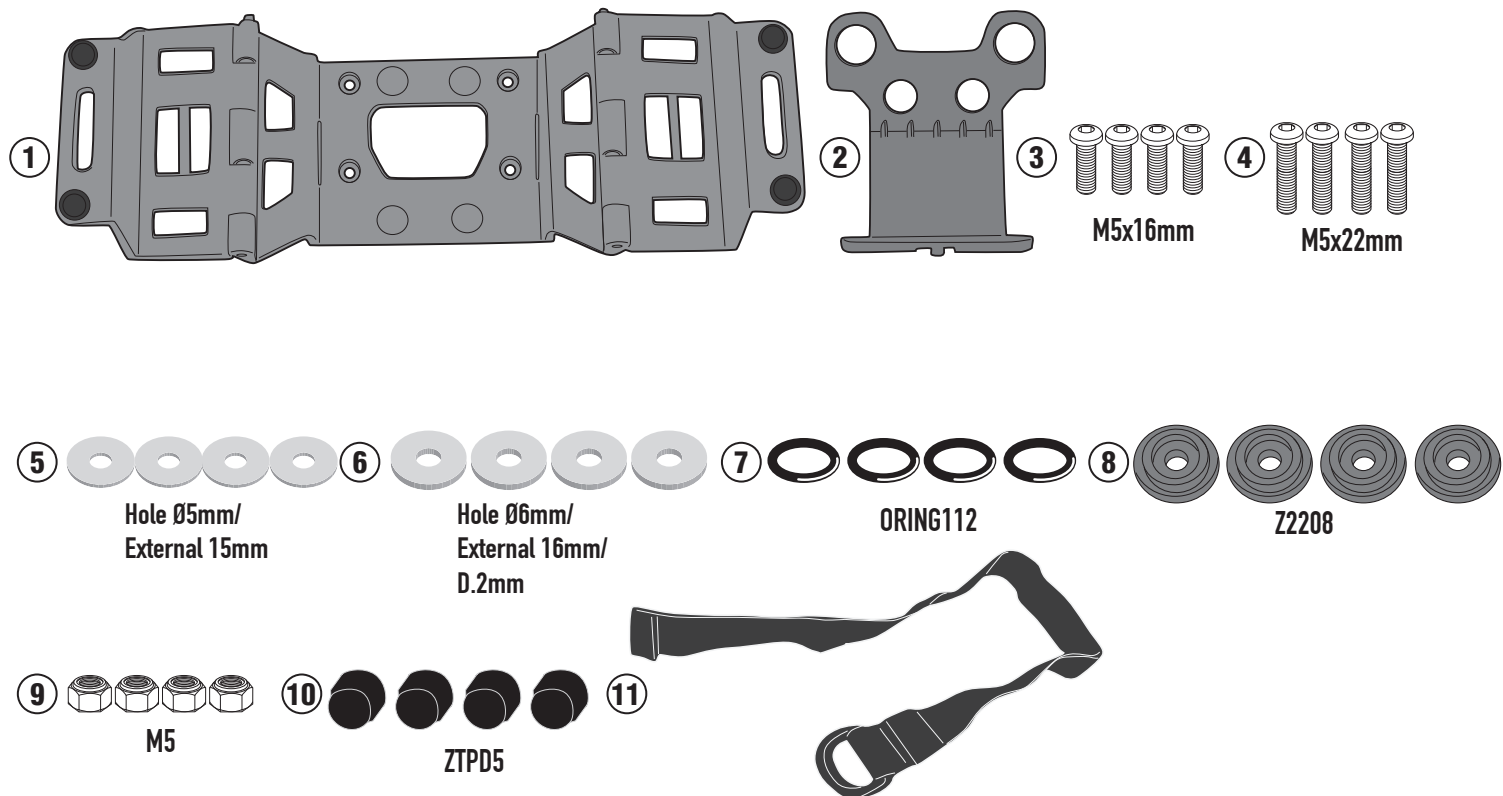


CHECK THE SCREW LENGTH HERE

ISTRUZIONI DI MONTAGGIO - MOUNTING INSTRUCTIONS
INSTRUCTIONS DE MONTAGE - BAUANLEITUNG
INSTRUCCIONES DE MONTAJE - INSTRUÇÕES DE MONTAGEM

E205

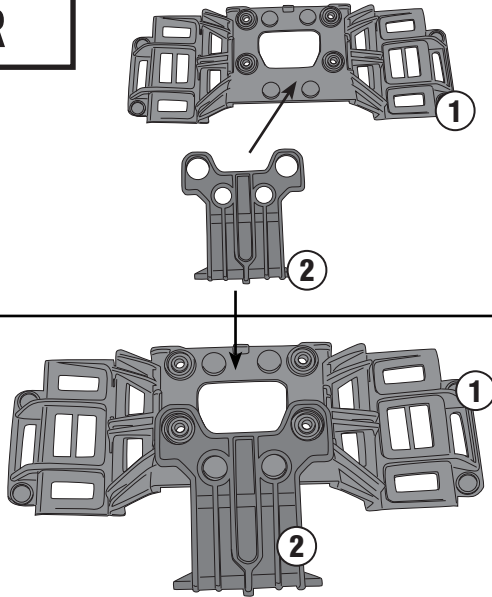
SUPPORTO PER TANICA TAN01 - SUPPORT TO MOUNT THE TANK TAN01 - SUPPORT POUR FIXER LE TAN01 - SPEZIFISCHE UNTERSTÜTZUNG ZUR REPARATUR DES TAN01-TANKS - SOPORTE PARA EL MONTAJE DEL DEPÓSITO TAN01 - MÍDIA PARA A MONTAGEM DO TANQUE TAN01



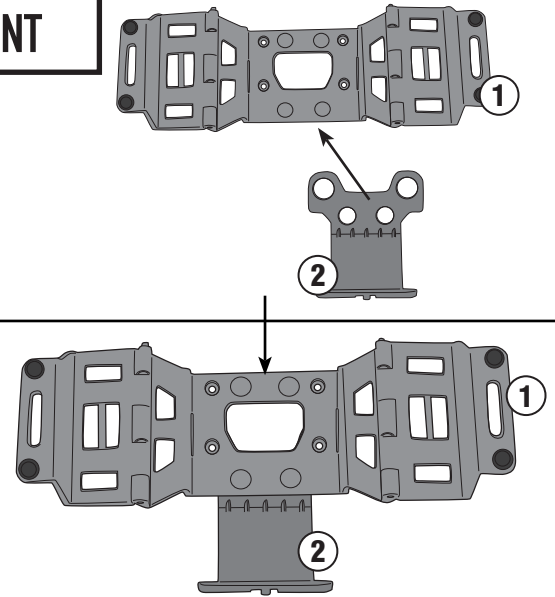
E205

SUPPORTO PER TANICA TAN01 - SUPPORT TO MOUNT THE TANK TAN01 - SUPPORT POUR FIXER LE TAN01 -SPEZIFISCHE UNTERSTÜTZUNG ZUR REPARATUR DES TAN01-TANKS - SOPORTE PARA EL MONTAJE DEL DEPÓSITO TAN01- MÍDIA PARA A MONTAGEM DO TANQUE TAN01

REAR



FRONT



Per montaggio su valigie per le quali non è presente la dima di foratura:

Posizionare l'E205+TAN01 trovando la posizione più idonea.

Marcare i QUATTRO punti.

Segnare il centro del cerchio e forare con una punta di piccolo diametro. Allargare il foro Fino ad un diametro di 5,5mm

Instructions for mounting on a case when a drilling template is not available:

Position the E205+TAN01, locating the best position.

Mark the FOUR fixing points.

Mark the centre of the hole and drill it using a small drill bit. Widen the hole to a diameter of 5.5mm.

Montageanleitung für cases ohne vorhandene Bohrschablone:

Positionieren Sie den E205+TAN01 und lokalisieren Sie die beste Position.

Markieren Sie die VIER Befestigungspunkte.

Ermitteln Sie die Mitte der Markierungen und bohren dort mit einem dünnen Bohrer durch den Deckel, erweitern Sie die Bohrungen bis zum endgültigen

Durchmesser von 5,5 mm.

Instructions pour installer sur des valises ou les marques de perçage ne sont pas présentes:

Positionner l'E205+ TAN01 en trouvant la meilleure position.

Marquer les 4 trous.

Marquer les 2 centres de ces trous et faire un avant-trou. Percer au diamètre de 5,5mm

Instrução para montagem em maletas quando o molde de furação não estiver presente:

Coloque el E205+TAN01 para encontrar la posición más adecuada.

Marque los CUATRO puntos.

Marque o centro do furo e fure usando uma pequena broca. Alargar o furo para um diâmetro de 5,5 milímetros.

Para montaje en baúles donde no está presente la plantilla de perforación:

Posicione o E205+AN01 para encontrar a posição mais adequada.

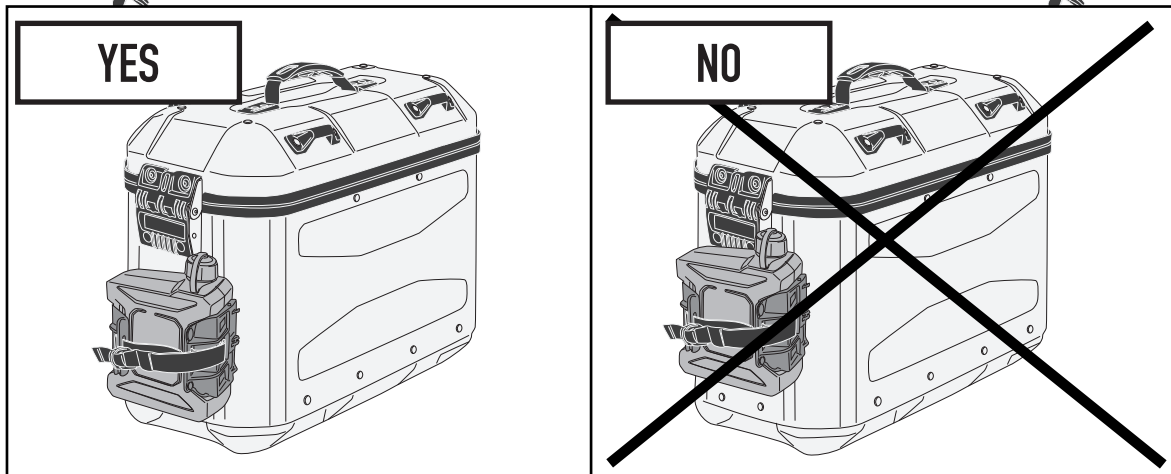
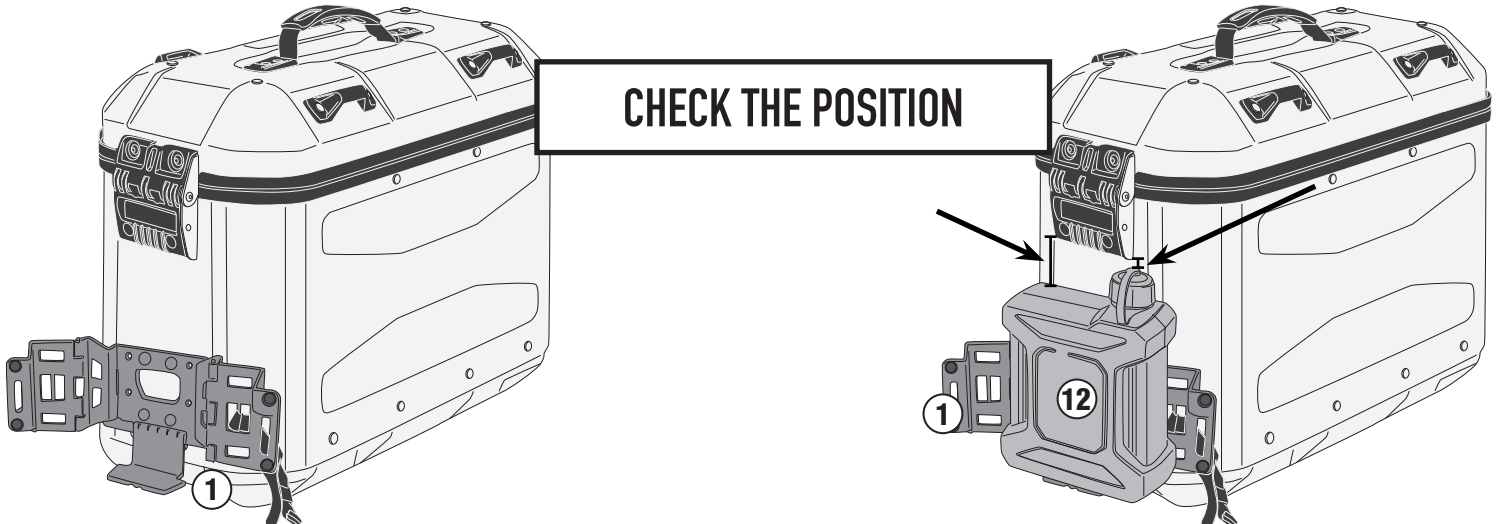
Marque os QUATRO pontos.

Señalar el centro del círculo y perforar con una punta de poco diámetro. Abrir el agujero hasta un diámetro de 5,5mm.

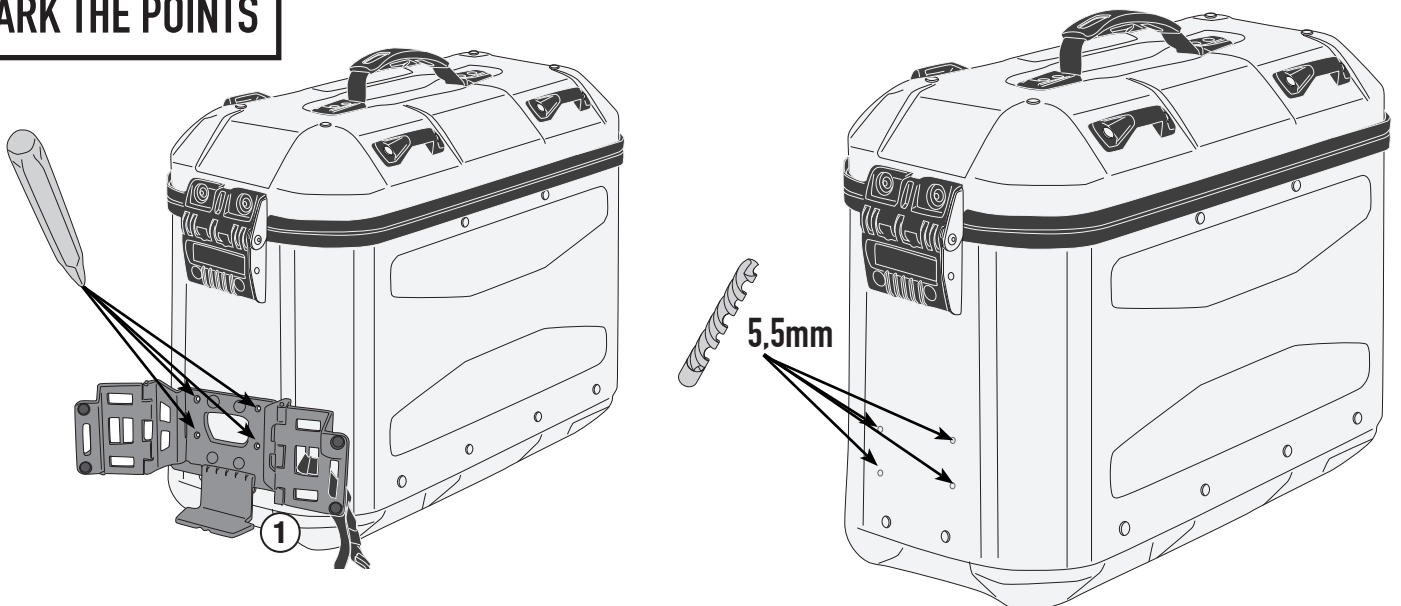
E205

SUPPORTO PER TANICA TAN01 - SUPPORT TO MOUNT THE TANK TAN01 - SUPPORT POUR FIXER LE TAN01 - SPEZIFISCHE UNTERSTÜTZUNG ZUR REPARATUR DES TAN01-TANKS - SOPORTE PARA EL MONTAJE DEL DEPÓSITO TAN01 - MÍDIA PARA A MONTAGEM DO TANQUE TAN01

MOUNTING ON CASES WITHOUT TEMPLATE



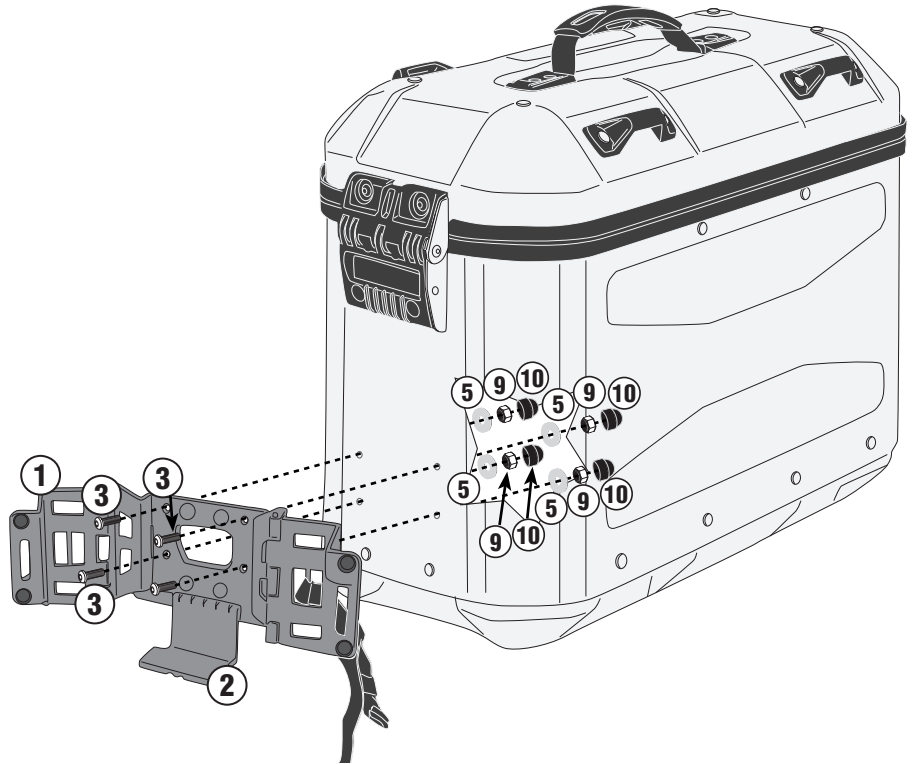
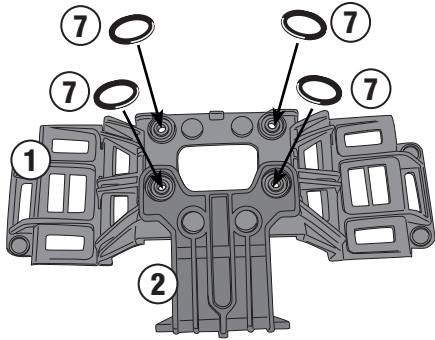
MARK THE POINTS



ISTRUZIONI DI MONTAGGIO - MOUNTING INSTRUCTIONS
INSTRUCCIONES DE MONTAJE - BAUANLEITUNG
INSTRUCCIONES DE MONTAJE - INSTRUÇÕES DE MONTAGEM

E205

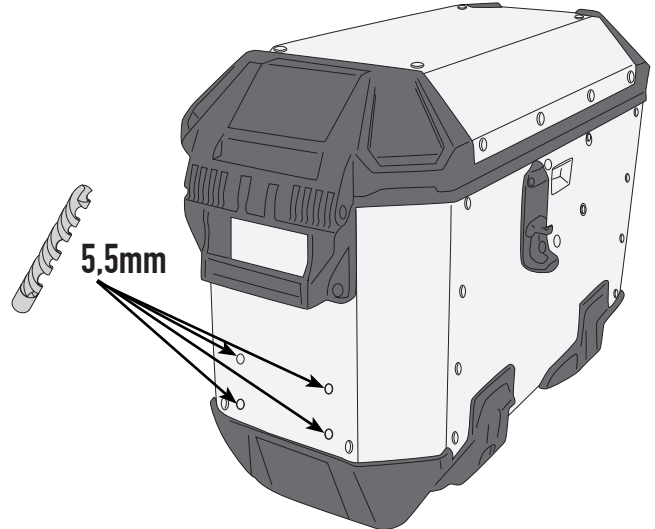
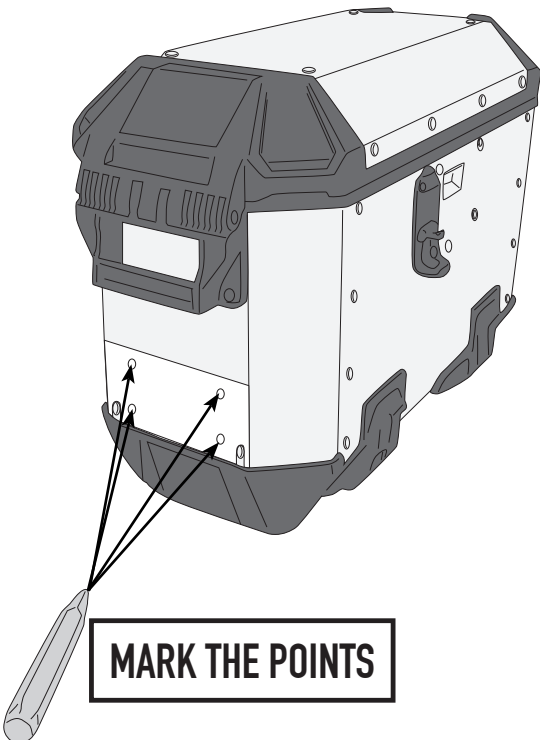
SUPPORTO PER TANICA TAN01 - SUPPORT TO MOUNT THE TANK TAN01 - SUPPORT POUR FIXER LE TAN01 - SPEZIFISCHE UNTERSTÜTZUNG ZUR REPARATUR DES TAN01-TANKS - SOPORTE PARA EL MONTAJE DEL DEPÓSITO TAN01 - MÍDIA PARA A MONTAGEM DO TANQUE TAN01



MOUNTING ON ALA36



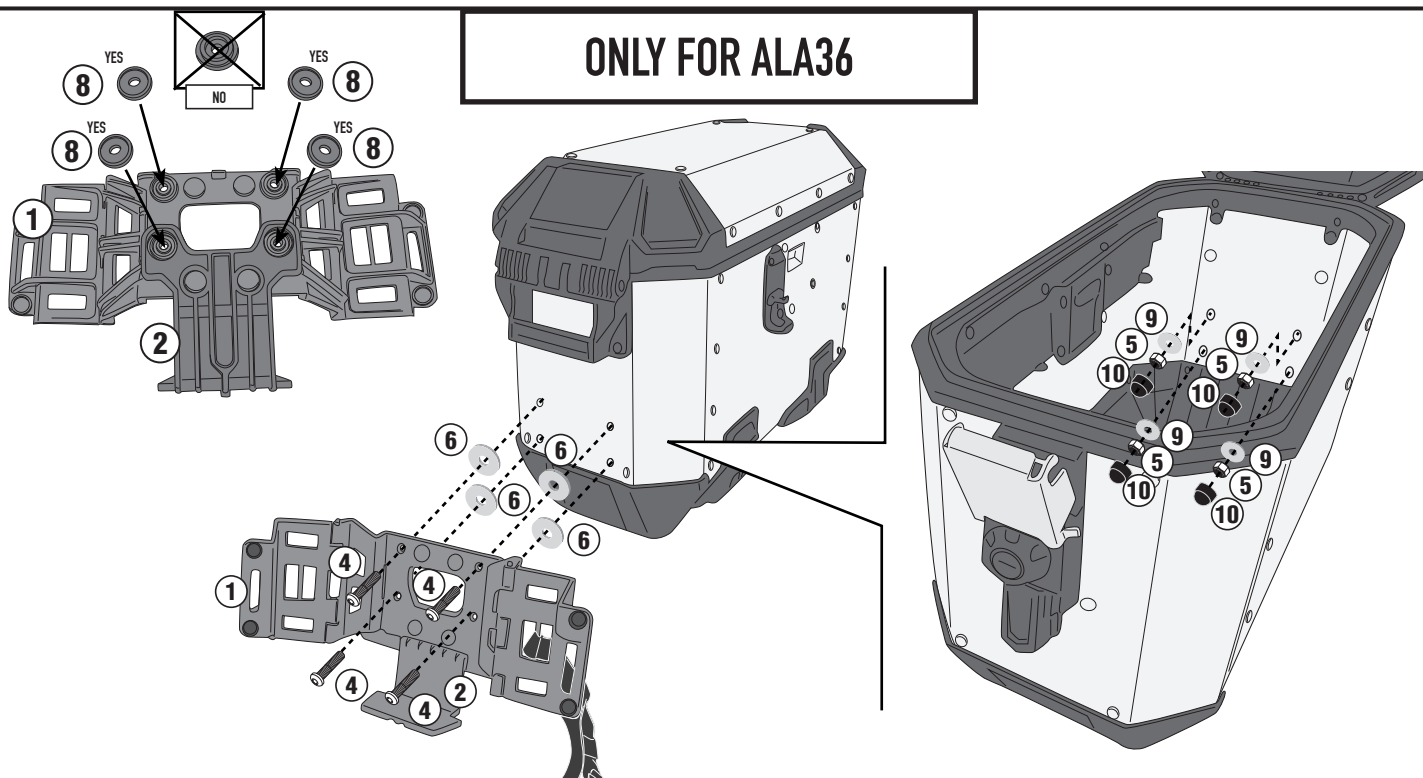
PUT THE TEMPLATE IN THE RIGHT POSITION



E205

SUPPORTO PER TANICA TAN01 - SUPPORT TO MOUNT THE TANK TAN01 - SUPPORT POUR FIXER LE TAN01 - SPEZIFISCHE UNTERSTÜTZUNG ZUR REPARATUR DES TAN01-TANKS - SOPORTE PARA EL MONTAJE DEL DEPÓSITO TAN01 - MÍDIA PARA A MONTAGEM DO TANQUE TAN01

ONLY FOR ALA36



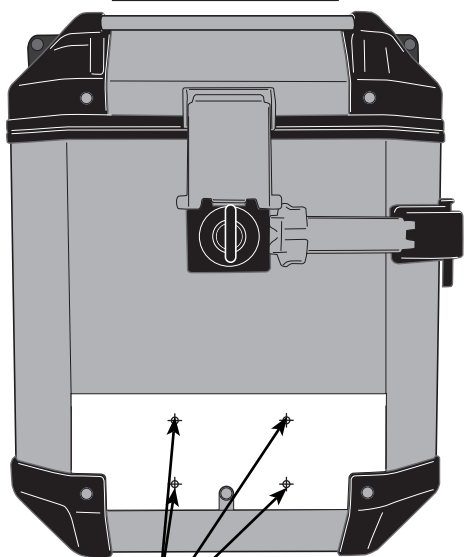
MOUNTING ON OBK/OBKN

 PUT THE TEMPLATE IN THE RIGHT POSITION

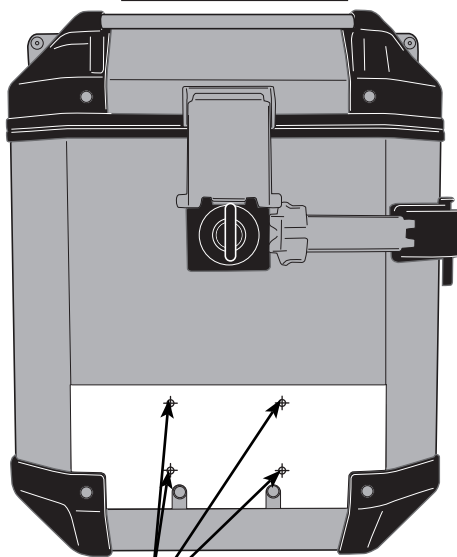
OBKN48

OBKN48

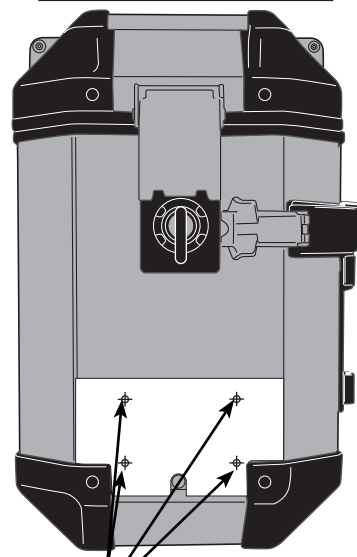
OBKN37/OBK37



MARK THE POINTS



MARK THE POINTS

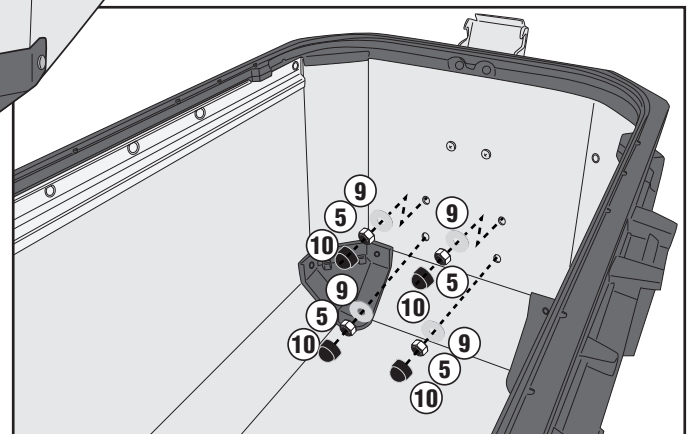
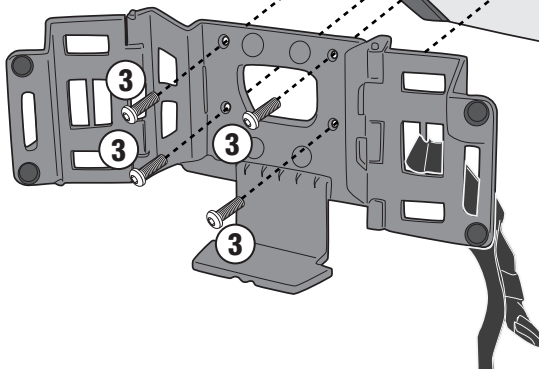
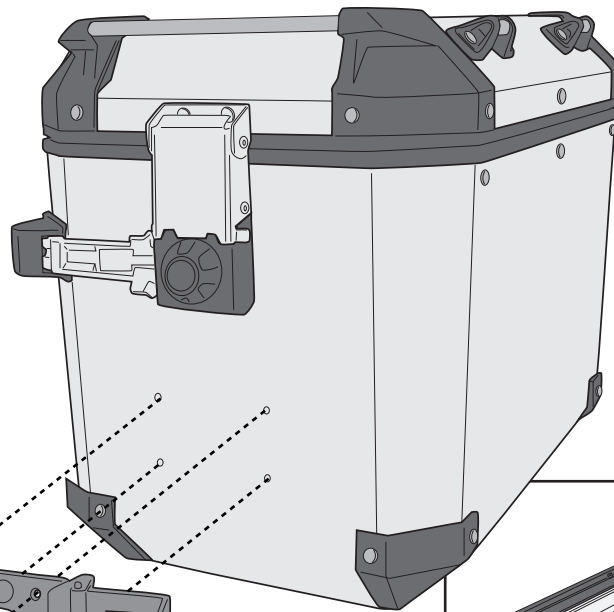
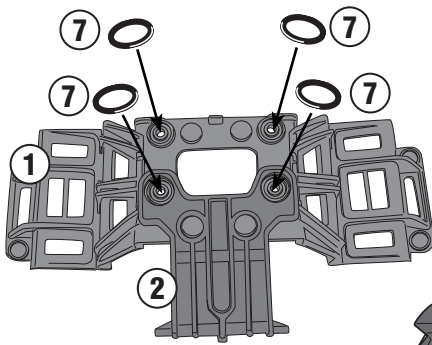
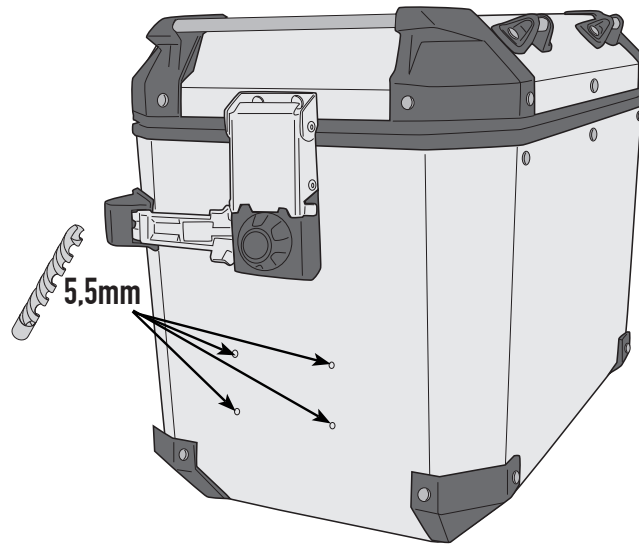


MARK THE POINTS

ISTRUZIONI DI MONTAGGIO - MOUNTING INSTRUCTIONS
INSTRUCCIONES DE MONTAJE - BAUANLEITUNG
INSTRUCCIONES DE MONTAJE - INSTRUÇÕES DE MONTAGEM

E205

SUPPORTO PER TANICA TAN01 - SUPPORT TO MOUNT THE TANK TAN01 - SUPPORT POUR FIXER LE TAN01 - SPEZIFISCHE UNTERSTÜTZUNG ZUR REPARATUR DES TAN01-TANKS - SOPORTE PARA EL MONTAJE DEL DEPÓSITO TAN01 - MÍDIA PARA A MONTAGEM DO TANQUE TAN01



ISTRUZIONI DI MONTAGGIO - MOUNTING INSTRUCTIONS
INSTRUCCIONES DE MONTAJE - BAUANLEITUNG
INSTRUCCIONES DE MONTAJE - INSTRUÇÕES DE MONTAGEM

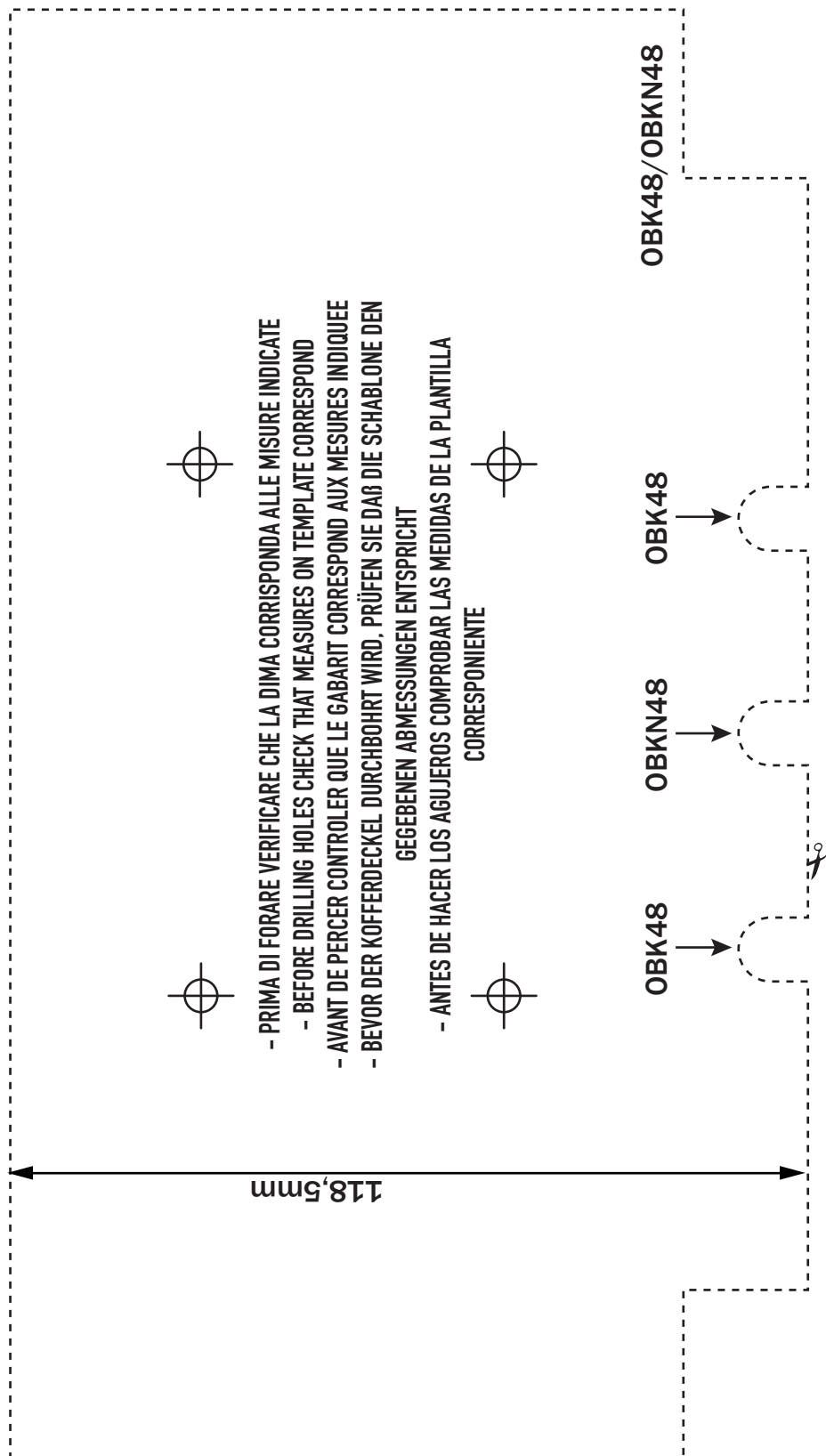
E205

SUPPORTO PER TANICA TAN01 - SUPPORT TO MOUNT THE TANK TAN01 - SUPPORT POUR FIXER LE TAN01 -SPEZIFISCHE UNTERSTÜTZUNG
ZUR REPARATUR DES TAN01-TANKS - SOPORTE PARA EL MONTAJE DEL DEPÓSITO TAN01- MÍDIA PARA A MONTAGEM DO TANQUE TAN01

E205

SUPPORTO PER TANICA TAN01 - SUPPORT TO MOUNT THE TANK TAN01 - SUPPORT POUR FIXER LE TAN01 -SPEZIFISCHE UNTERSTÜTZUNG ZUR REPARATUR DES TAN01-TANKS - SOPORTE PARA EL MONTAJE DEL DEPÓSITO TAN01- MÍDIA PARA A MONTAGEM DO TANQUE TAN01

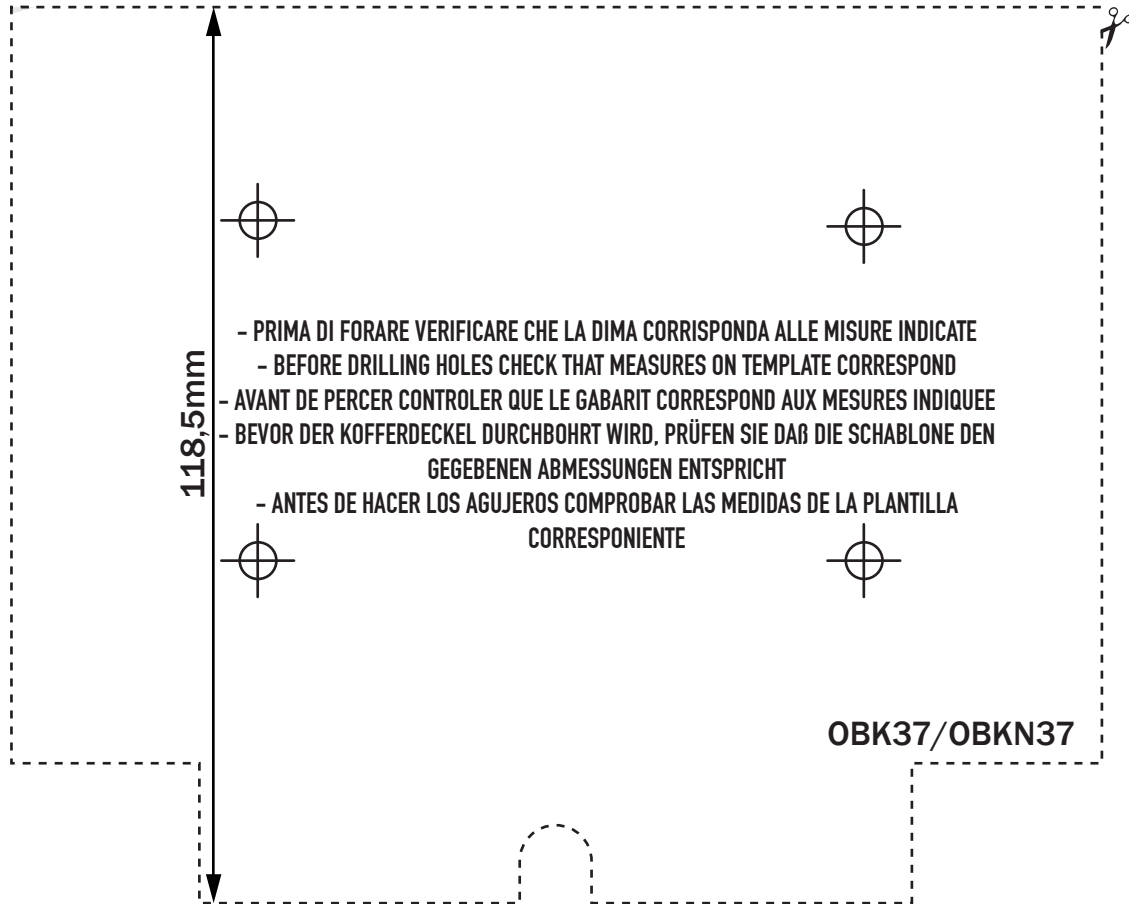
OBK48/OBKN48



E205

SUPPORTO PER TANICA TAN01 - SUPPORT TO MOUNT THE TANK TAN01 - SUPPORT POUR FIXER LE TAN01 -SPEZIFISCHE UNTERSTÜTZUNG ZUR REPARATUR DES TAN01-TANKS - SOPORTE PARA EL MONTAJE DEL DEPÓSITO TAN01- MÍDIA PARA A MONTAGEM DO TANQUE TAN01

OBK37/OBKN37



ALA36

